





PORTFOLIO REVIEW

City of Hillsdale Operating portfolio as of 11/18/19

Your Portfolio

Cash	\$218,501
Securities	<u>\$1,800,000</u>
Total Portfolio	\$2,018,501

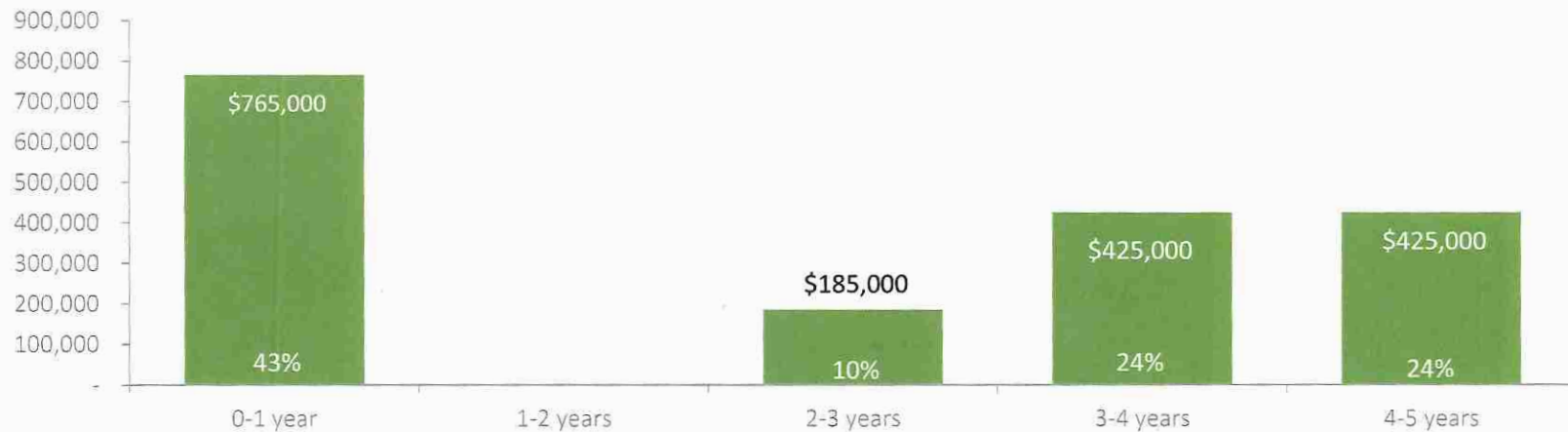
Your Securities

Weighted Average Maturity	2.33 years
Weighted Average Yield	2.37%
Estimated Annual Interest Income	\$42,606

Your Asset Allocation



Your Maturity Distribution



Yield and Interest Income information is annualized. All yield information is shown gross of any advisory and custody fees and is based on yield to maturity at cost. Past performance is not a guarantee of future results.



PORTFOLIO REVIEW

City of Hillsdale BPU portfolio as of 11/18/19

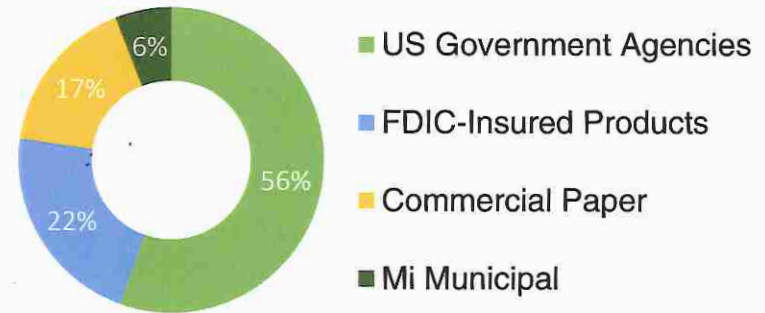
Your Portfolio

Cash	\$1,833,038
Securities	<u>\$3,930,000</u>
Total Portfolio	\$5,763,038

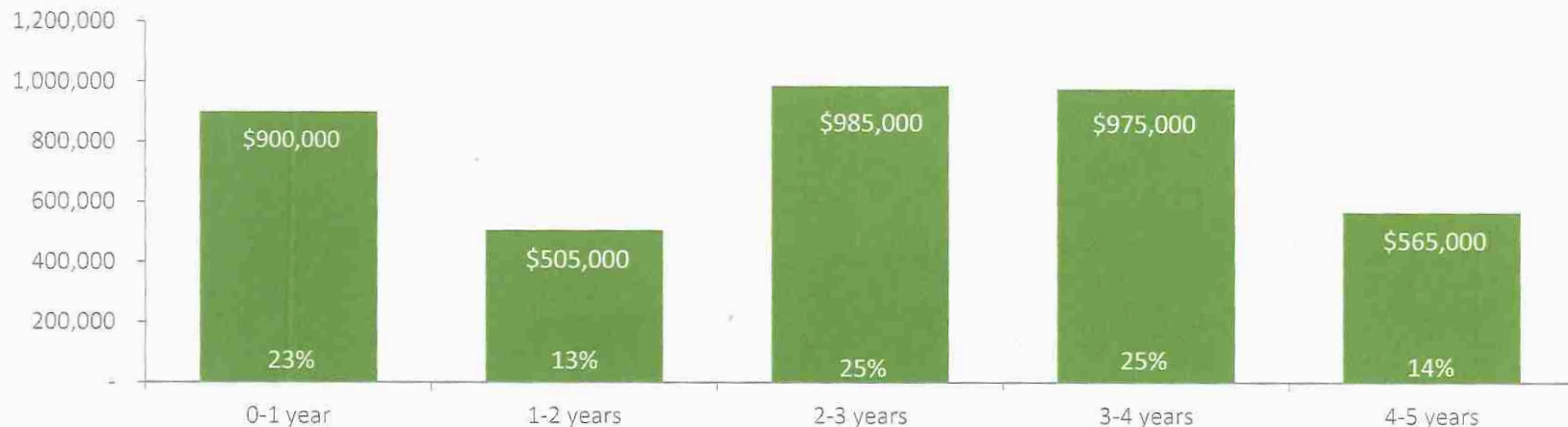
Your Securities

Weighted Average Maturity	2.41 years
Weighted Average Yield	2.43%
Estimated Annual Interest Income	\$95,604

Your Asset Allocation



Your Maturity Distribution



Yield and Interest Income information is annualized. All yield information is shown gross of any advisory and custody fees and is based on yield to maturity at cost. Past performance is not a guarantee of future results.



PORTFOLIO REVIEW

City of Hillsdale BPU - Water portfolio as of 11/18/19

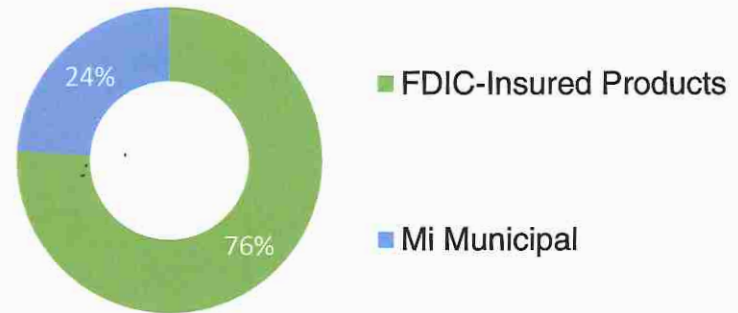
Your Portfolio

Cash	\$292,220
Securities	\$370,000
Total Portfolio	\$662,220

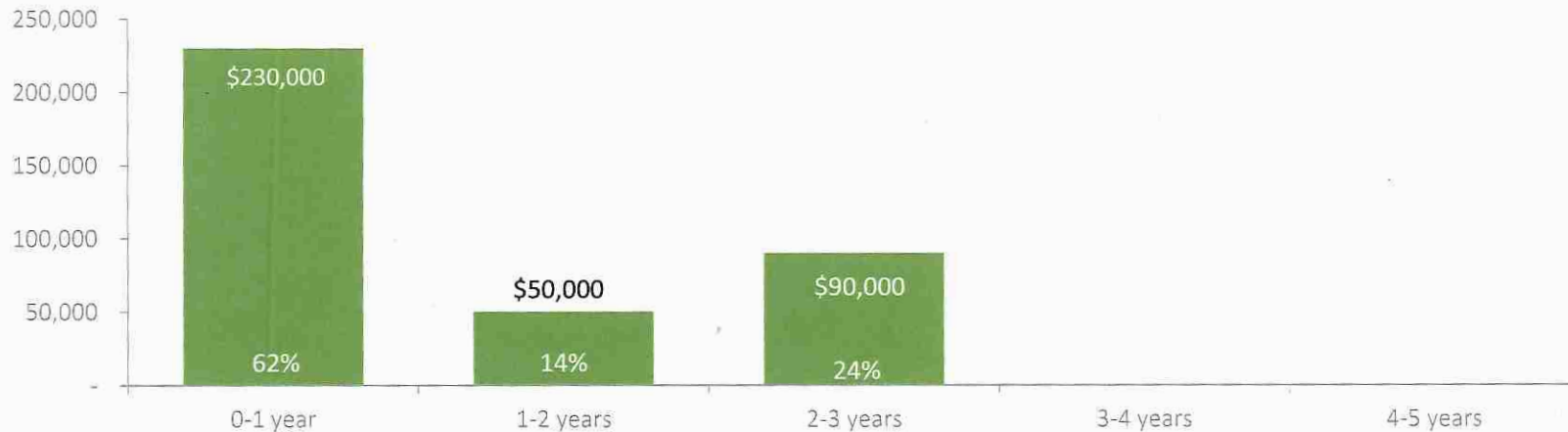
Your Securities

Weighted Average Maturity	1.08 years
Weighted Average Yield	2.60%
Estimated Annual Interest Income	\$9,616

Your Asset Allocation



Your Maturity Distribution



Yield and Interest Income information is annualized. All yield information is shown gross of any advisory and custody fees and is based on yield to maturity at cost. Past performance is not a guarantee of future results.