



# City of Hillsdale

## City Council Agenda

June 5, 2017  
7:00 p.m.

City Council Chambers  
97 N. Broad Street  
Hillsdale, MI 49242

---

**I. Call to Order and Pledge of Allegiance**

**II. Roll Call**

**III. Approval of Agenda**

**IV. Public Comments on Agenda Items**

**V. Consent Agenda**

A. Approval of Bills

1. City Claims of May 19, 2017: \$56,491.72
2. BPU Claims of May 19, 2017: \$167,777.83
3. Payroll of May 18, 2017: \$143,758.33  
Payroll of June 1, 2017: \$155,618.29

B. City Council Minutes of May 15, 2017

C. April 2017 Financial Reports

D. First Quarter Report - Hillsdale Police Department

E. Operations & Governance Committee Minutes of May 22, 2017

F. TIFA Façade Grant Committee Meeting Minutes of May 11, 2017

G. Tax Increment Finance Authority (TIFA) of March 21, 2017

H. TIFA - Targeted Development Meeting Minutes of April 25, 2017 and May 9, 2017

I. Planning Commission Meeting Minutes of March 21, 2017 and April 17, 2017

J. Mrs. Stock's Park Use Agreement with Mr. Kraig Putnam

K. Approval of July 3, 2017 Fireworks Display

L. Approval of Hillsdale County Great American Parade

**VI. Communications/Petitions**

A. Michigan Unemployment Report by Counties

B. Sewage Effluent Discharge Information Release

**VII. Introduction and Adoption of Ordinance/Public Hearing**

**VIII. Unfinished Business**

A. Resolution 3310: Budget Adoption for FY2018

B. Resolution 3311: Millage Levy for FY2018

**IX. Old Business**

**X. New Business**

- A. Operations & Governance Committee Report – City Manager Annual Review
- B. Lot division approval request - 74 & 76 East Sharp Street
- C. Repainting and Maintenance to South Street Water Tower
- D. Draft Telecommunications Tower Ordinance – Discussion

**XI. Miscellaneous Reports**

- A. Re-appointments to Brownfield Redevelopment Authority:
  - 1. David Loader
  - 2. Matt Granata
  - 3. Amanda Janes
  - 4. Gary Wolfram
  - 5. Mike Harner

**XII. City Manager’s Report**

**XIII. General Public Comment**

**XIV. Council Comment**

**XV. Adjournment**

GL Number	GL Desc	Vendor	Invoice Desc.	Invoice	Chk Date	Amount	Check
Check 77333							
208-751.000-801.000	CONTRACTUAL SERVICES	TAYLOR FREEZER	ICE CREAM MACHINE RENTAL - SANDY B	5228	05/05/17	1,500.00	77333
			Total For Check 77333			1,500.00	
Check 77334							
640-444.000-726.000	SUPPLIES	AIS CONSTRUCTION EQUI	OIL ANALYSIT KITS FOR #21	PICPAK	05/18/17	152.00	77334
			Total For Check 77334			152.00	
Check 77335							
101-265.000-726.000	SUPPLIES	AMERICAN COPPER AND B	LED BULBS	17INV019907	05/18/17	90.40	77335
101-265.000-726.000	SUPPLIES	AMERICAN COPPER AND B	SPRING LAMP	17INV019906	05/18/17	41.70	77335
101-756.000-930.000	REPAIRS & MAINTENANCE	AMERICAN COPPER AND B	SPRING LAMP	17INV019906	05/18/17	13.19	77335
			Total For Check 77335			145.29	
Check 77336							
101-265.000-801.000	CONTRACTUAL SERVICES	ARROW UNIFORM	MAT & LINEN SERVICE	15-520571	05/18/17	15.00	77336
101-265.000-801.000	CONTRACTUAL SERVICES	ARROW UNIFORM	MAT & LINEN SERVICE	15-526902	05/18/17	15.00	77336
101-265.000-801.000	CONTRACTUAL SERVICES	ARROW UNIFORM	MAT & LINEN SERVICE	15-533201	05/18/17	15.00	77336
101-336.000-801.000	CONTRACTUAL SERVICES	ARROW UNIFORM	CONTRACTUAL LINEN SERVICE	15-520573	05/18/17	20.10	77336
101-336.000-801.000	CONTRACTUAL SERVICES	ARROW UNIFORM	CONTRACTUAL LINEN SERVICE	15-533203	05/18/17	20.10	77336
101-441.000-742.000	CLOTHING / UNIFORMS	ARROW UNIFORM	RUGS & UNIFORMS - DPS	15-52069	05/18/17	22.60	77336
101-441.000-742.000	CLOTHING / UNIFORMS	ARROW UNIFORM	RUGS & UNIFORMS - DPS	15-526900	05/18/17	22.60	77336
101-441.000-801.000	CONTRACTUAL SERVICES	ARROW UNIFORM	RUGS & UNIFORMS - DPS	15-52069	05/18/17	32.31	77336
101-441.000-801.000	CONTRACTUAL SERVICES	ARROW UNIFORM	RUGS & UNIFORMS - DPS	15-526900	05/18/17	33.56	77336
588-588.000-801.000	CONTRACTUAL SERVICES	ARROW UNIFORM	MATS & LINENS	15-523116	05/18/17	32.04	77336
640-444.000-742.000	CLOTHING / UNIFORMS	ARROW UNIFORM	RUGS & UNIFORMS - DPS	15-52069	05/18/17	10.52	77336
640-444.000-742.000	CLOTHING / UNIFORMS	ARROW UNIFORM	RUGS & UNIFORMS - DPS	15-526900	05/18/17	10.52	77336
640-444.000-801.000	CONTRACTUAL SERVICES	ARROW UNIFORM	RUGS & UNIFORMS - DPS	15-52069	05/18/17	16.81	77336
640-444.000-801.000	CONTRACTUAL SERVICES	ARROW UNIFORM	RUGS & UNIFORMS - DPS	15-526900	05/18/17	16.81	77336
			Total For Check 77336			282.97	
Check 77337							
588-588.000-925.000	TELEPHONE	AT&T LONG DISTANCE	TELEPHONE CHARGES	829553719 APR 2	05/18/17	17.44	77337
			Total For Check 77337			17.44	
Check 77338							
247-900.000-726.000	SUPPLIES	BEAN CREEK GARDEN CEN	PERENNIAL PLANTS AND BASKETS	60	05/18/17	322.37	77338
			Total For Check 77338			322.37	
Check 77339							
101-441.000-726.000	SUPPLIES	BEAVER RESEARCH COMPA	WEED KILLER, TICK-INSECT REPELLENT	0261114-IN	05/18/17	160.00	77339
			Total For Check 77339			160.00	
Check 77340							
202-460.000-726.000	SUPPLIES	BECKER & SCRIVENS	CONCRETE & SEALER	73929	05/18/17	343.75	77340
202-470.500-726.000	SUPPLIES	BECKER & SCRIVENS	CONCRETE & SEALER	73929	05/18/17	164.50	77340
203-460.000-726.000	SUPPLIES	BECKER & SCRIVENS	CONCRETE & SEALER	73929	05/18/17	15.00	77340
203-460.000-801.000	CONTRACTUAL SERVICES	BECKER & SCRIVENS	CONCRETE & SEALER	74010	05/18/17	301.55	77340
			Total For Check 77340			824.80	
Check 77341							
101-209.000-860.000	TRANSPORTATION AND MILEA	ALAN BEEKER	TAX.NET REPORT DESIGNER COURSE EXP	MILEAGE	05/18/17	41.20	77341
101-253.000-860.000	TRANSPORTATION AND MILEA	ALAN BEEKER	TAX.NET REPORT DESIGNER COURSE EXP	MILEAGE	05/18/17	41.20	77341
			Total For Check 77341			82.40	
Check 77342							

GL Number	GL Desc	Vendor	Invoice Desc.	Invoice	Chk Date	Amount	Check
Check 77342							
101-172.000-715.000	HEALTH AND LIFE INSURANC	BLUE CROSS & BLUE SHI	DENTAL & VISION INSURANCE GROUP 00	JUNE 2017	05/18/17	27.60	77342
101-215.000-715.000	HEALTH AND LIFE INSURANC	BLUE CROSS & BLUE SHI	DENTAL & VISION INSURANCE GROUP 00	JUNE 2017	05/18/17	123.35	77342
101-219.000-715.000	HEALTH AND LIFE INSURANC	BLUE CROSS & BLUE SHI	DENTAL & VISION INSURANCE GROUP 00	JUNE 2017	05/18/17	55.20	77342
101-301.000-715.000	HEALTH AND LIFE INSURANC	BLUE CROSS & BLUE SHI	DENTAL & VISION INSURANCE GROUP 00	JUNE 2017	05/18/17	788.34	77342
101-301.000-715.000	HEALTH AND LIFE INSURANC	BLUE CROSS & BLUE SHI	DENTAL & VISION INSURANCE GROUP 00	JUNE 2017	05/18/17	150.95	77342
101-336.000-715.000	HEALTH AND LIFE INSURANC	BLUE CROSS & BLUE SHI	DENTAL & VISION INSURANCE GROUP 00	JUNE 2017	05/18/17	164.02	77342
101-336.000-715.000	HEALTH AND LIFE INSURANC	BLUE CROSS & BLUE SHI	DENTAL & VISION INSURANCE GROUP 00	JUNE 2017	05/18/17	(191.50)	77342
101-400.000-715.000	HEALTH AND LIFE INSURANC	BLUE CROSS & BLUE SHI	DENTAL & VISION INSURANCE GROUP 00	JUNE 2017	05/18/17	95.75	77342
101-441.000-715.000	HEALTH AND LIFE INSURANC	BLUE CROSS & BLUE SHI	DENTAL & VISION INSURANCE GROUP 00	JUNE 2017	05/18/17	150.95	77342
208-751.000-715.000	HEALTH AND LIFE INSURANC	BLUE CROSS & BLUE SHI	DENTAL & VISION INSURANCE GROUP 00	JUNE 2017	05/18/17	55.20	77342
271-790.000-715.000	HEALTH AND LIFE INSURANC	BLUE CROSS & BLUE SHI	DENTAL & VISION INSURANCE GROUP 00	JUNE 2017	05/18/17	27.60	77342
582-543.000-715.000	HEALTH AND LIFE INSURANC	BLUE CROSS & BLUE SHI	DENTAL & VISION INSURANCE GROUP 00	JUNE 2017	05/18/17	(27.60)	77342
588-588.000-715.000	HEALTH AND LIFE INSURANC	BLUE CROSS & BLUE SHI	DENTAL & VISION INSURANCE GROUP 00	JUNE 2017	05/18/17	55.20	77342
588-588.000-715.000	HEALTH AND LIFE INSURANC	BLUE CROSS & BLUE SHI	DENTAL & VISION INSURANCE GROUP 00	JUNE 2017	05/18/17	99.16	77342
640-444.000-715.000	HEALTH AND LIFE INSURANC	BLUE CROSS & BLUE SHI	DENTAL & VISION INSURANCE GROUP 00	JUNE 2017	05/18/17	27.60	77342
640-444.000-715.000	HEALTH AND LIFE INSURANC	BLUE CROSS & BLUE SHI	DENTAL & VISION INSURANCE GROUP 00	JUNE 2017	05/18/17	85.92	77342
699-441.000-715.000	HEALTH AND LIFE INSURANC	BLUE CROSS & BLUE SHI	DENTAL & VISION INSURANCE GROUP 00	JUNE 2017	05/18/17	27.60	77342
699-441.000-715.000	HEALTH AND LIFE INSURANC	BLUE CROSS & BLUE SHI	DENTAL & VISION INSURANCE GROUP 00	JUNE 2017	05/18/17	332.14	77342
Total For Check 77342						2,047.48	
Check 77343							
247-900.000-920.000	UTILITIES	BOARD OF PUBLIC UTILI	UTILITIES FOR TIFA PARCELS	APRIL 2017	05/18/17	29.01	77343
247-900.000-920.000	UTILITIES	BOARD OF PUBLIC UTILI	UTILITIES FOR TIFA PARCELS	APRIL 2017	05/18/17	51.02	77343
Total For Check 77343						80.03	
Check 77344							
101-265.000-801.000	CONTRACTUAL SERVICES	BORCK'S OUTDOOR SERVI	2017 LAWN MAINTENANCE	1 OF 12 (MAY)	05/18/17	151.67	77344
101-266.000-801.000	CONTRACTUAL SERVICES	BORCK'S OUTDOOR SERVI	2017 LAWN MAINTENANCE	1 OF 12 (MAY)	05/18/17	162.50	77344
101-441.000-801.000	CONTRACTUAL SERVICES	BORCK'S OUTDOOR SERVI	2017 LAWN MAINTENANCE	1 OF 12 (MAY)	05/18/17	65.00	77344
101-756.000-801.000	CONTRACTUAL SERVICES	BORCK'S OUTDOOR SERVI	2017 LAWN MAINTENANCE	1 OF 12 (MAY)	05/18/17	3,195.83	77344
202-460.000-801.000	CONTRACTUAL SERVICES	BORCK'S OUTDOOR SERVI	2017 LAWN MAINTENANCE	1 OF 12 (MAY)	05/18/17	512.46	77344
202-460.500-801.000	CONTRACTUAL SERVICES	BORCK'S OUTDOOR SERVI	2017 LAWN MAINTENANCE	1 OF 12 (MAY)	05/18/17	125.04	77344
203-460.000-801.000	CONTRACTUAL SERVICES	BORCK'S OUTDOOR SERVI	2017 LAWN MAINTENANCE	1 OF 12 (MAY)	05/18/17	332.50	77344
588-588.000-801.000	CONTRACTUAL SERVICES	BORCK'S OUTDOOR SERVI	2017 LAWN MAINTENANCE	1 OF 12 (MAY)	05/18/17	260.00	77344
Total For Check 77344						4,805.00	
Check 77345							
101-336.000-861.000	TRAINING & SEMINARS	COREY BURKE	REGISTRATION FEE FIRE DEPT INSTRUC	REIMBURSEMENT	05/18/17	45.00	77345
Total For Check 77345						45.00	
Check 77346							
274-301.000-970.000	CAPITAL OUTLAY	CITY OF HILLSDALE	BALANCE OF USDA POLICE EQUIPMENT P	05/18/17	05/18/17	1,477.00	77346
Total For Check 77346						1,477.00	
Check 77347							
101-191.000-726.000	SUPPLIES	CITY OF HILLSDALE - P	PETTY CASH REIMBURSEMENT	MAR - APR	05/18/17	68.00	77347
101-209.000-734.000	POSTAGE	CITY OF HILLSDALE - P	PETTY CASH REIMBURSEMENT	MAR - APR	05/18/17	7.20	77347
101-215.000-726.000	SUPPLIES	CITY OF HILLSDALE - P	PETTY CASH REIMBURSEMENT	MAR - APR	05/18/17	14.61	77347
101-215.000-734.000	POSTAGE	CITY OF HILLSDALE - P	PETTY CASH REIMBURSEMENT	MAR - APR	05/18/17	3.57	77347
101-215.000-734.000	POSTAGE	CITY OF HILLSDALE - P	PETTY CASH REIMBURSEMENT	MAR - APR	05/18/17	7.28	77347
101-215.000-734.000	POSTAGE	CITY OF HILLSDALE - P	PETTY CASH REIMBURSEMENT	MAR - APR	05/18/17	2.66	77347
101-215.000-734.000	POSTAGE	CITY OF HILLSDALE - P	PETTY CASH REIMBURSEMENT	MAR - APR	05/18/17	10.86	77347
101-215.000-734.000	POSTAGE	CITY OF HILLSDALE - P	PETTY CASH REIMBURSEMENT	MAR - APR	05/18/17	2.87	77347
101-215.000-734.000	POSTAGE	CITY OF HILLSDALE - P	PETTY CASH REIMBURSEMENT	MAR - APR	05/18/17	1.35	77347

GL Number	GL Desc	Vendor	Invoice Desc.	Invoice	Chk Date	Amount	Check
Check 77347							
101-215.000-734.000	POSTAGE	CITY OF HILLSDALE - P	PETTY CASH REIMBURSEMENT	MAR - APR	05/18/17	3.78	77347
101-215.000-734.000	POSTAGE	CITY OF HILLSDALE - P	PETTY CASH REIMBURSEMENT	MAR - APR	05/18/17	2.80	77347
101-215.000-734.000	POSTAGE	CITY OF HILLSDALE - P	PETTY CASH REIMBURSEMENT	MAR - APR	05/18/17	2.38	77347
101-215.000-734.000	POSTAGE	CITY OF HILLSDALE - P	PETTY CASH REIMBURSEMENT	MAR - APR	05/18/17	3.57	77347
101-215.000-734.000	POSTAGE	CITY OF HILLSDALE - P	PETTY CASH REIMBURSEMENT	MAR - APR	05/18/17	2.38	77347
101-215.000-734.000	POSTAGE	CITY OF HILLSDALE - P	PETTY CASH REIMBURSEMENT	MAR - APR	05/18/17	0.98	77347
101-336.000-726.000	SUPPLIES	CITY OF HILLSDALE - P	PETTY CASH REIMBURSEMENT	MAR - APR	05/18/17	13.20	77347
101-336.000-726.000	SUPPLIES	CITY OF HILLSDALE - P	PETTY CASH REIMBURSEMENT	MAR - APR	05/18/17	7.20	77347
101-336.000-726.000	SUPPLIES	CITY OF HILLSDALE - P	PETTY CASH REIMBURSEMENT	MAR - APR	05/18/17	3.03	77347
101-336.000-726.000	SUPPLIES	CITY OF HILLSDALE - P	PETTY CASH REIMBURSEMENT	MAR - APR	05/18/17	6.59	77347
101-372.000-726.000	SUPPLIES	CITY OF HILLSDALE - P	PETTY CASH REIMBURSEMENT	MAR - APR	05/18/17	6.80	77347
Total For Check 77347						171.11	
Check 77348							
101-172.000-726.000	SUPPLIES	CURRENT OFFICE SOLUTI	FILE, BUSNCARD, STERLING, BK	586800	05/18/17	22.32	77348
101-174.000-801.000	CONTRACTUAL SERVICES	CURRENT OFFICE SOLUTI	COPIER LEASE/COPIES	285766	05/18/17	44.73	77348
101-209.000-726.000	SUPPLIES	CURRENT OFFICE SOLUTI	ASSESSING OFFICE FILING SUPPLIES	586118	05/18/17	87.12	77348
101-209.000-801.000	CONTRACTUAL SERVICES	CURRENT OFFICE SOLUTI	COPIER LEASE/COPIES	285766	05/18/17	54.39	77348
101-215.000-726.000	SUPPLIES	CURRENT OFFICE SOLUTI	FIRST AID KIT	442358	05/18/17	15.56	77348
101-215.000-726.000	SUPPLIES	CURRENT OFFICE SOLUTI	FIRST AID KIT/FILES/PAPER/DIVIDERS	442358	05/18/17	92.53	77348
101-215.000-726.000	SUPPLIES	CURRENT OFFICE SOLUTI	PENS/DIV INSERTS/PAPER BNDG	442391	05/18/17	77.50	77348
101-215.000-801.000	CONTRACTUAL SERVICES	CURRENT OFFICE SOLUTI	COPIER LEASE/COPIES	285766	05/18/17	323.70	77348
101-215.000-801.000	CONTRACTUAL SERVICES	CURRENT OFFICE SOLUTI	COPIER LEASE/COPIES	285766	05/18/17	17.17	77348
101-265.000-726.000	SUPPLIES	CURRENT OFFICE SOLUTI	PAPER TOWELS/ TOILET TISSUE	586691	05/18/17	237.40	77348
101-276.000-726.000	SUPPLIES	CURRENT OFFICE SOLUTI	US FLAGS FOR CEMETERIES	586121	05/18/17	73.98	77348
101-301.000-726.000	SUPPLIES	CURRENT OFFICE SOLUTI	PAPER/POST-IT NOTES/POST-IT POPUP	586561	05/18/17	77.30	77348
101-301.000-726.000	SUPPLIES	CURRENT OFFICE SOLUTI	PAPER/POST-IT NOTES/POST-IT POPUP	586561	05/18/17	8.31	77348
101-301.000-726.000	SUPPLIES	CURRENT OFFICE SOLUTI	PAPER/POST-IT NOTES/POST-IT POPUP	586561	05/18/17	19.07	77348
101-372.000-801.000	CONTRACTUAL SERVICES	CURRENT OFFICE SOLUTI	COPIER LEASE/COPIES	285766	05/18/17	29.16	77348
101-400.000-801.000	CONTRACTUAL SERVICES	CURRENT OFFICE SOLUTI	COPIER LEASE/COPIES	285766	05/18/17	29.16	77348
101-441.000-801.000	CONTRACTUAL SERVICES	CURRENT OFFICE SOLUTI	COPIER LEASE/COPIES	285766	05/18/17	92.19	77348
208-751.000-726.000	SUPPLIES	CURRENT OFFICE SOLUTI	COLORLED PAPER AND PENS	63015	05/18/17	18.86	77348
208-751.000-801.000	CONTRACTUAL SERVICES	CURRENT OFFICE SOLUTI	COPIER LEASE/COPIES	285766	05/18/17	10.20	77348
588-588.000-726.000	SUPPLIES	CURRENT OFFICE SOLUTI	NOTES/ PENCIL/REINFORCEMENTS/ERASE	586757	05/18/17	41.96	77348
Total For Check 77348						1,372.61	
Check 77349							
101-295.000-925.000	TELEPHONE	DMCI BROADBAND, LLC	QUARTERLY INTERNET/PHONE - AIRPORT	05/04/17	05/18/17	363.65	77349
Total For Check 77349						363.65	
Check 77350							
640-444.000-981.000	CAPITAL OUTLAY - VEHICLE	DP EQUIPMENT CO	2017 GRAVELY MOWER MODEL #992269	076566	05/18/17	9,000.00	77350
Total For Check 77350						9,000.00	
Check 77351							
101-265.000-801.000	CONTRACTUAL SERVICES	EAST 2 WEST ENTERPRIS	MOP & BUFF DISPATCH	7146	05/18/17	80.00	77351
Total For Check 77351						80.00	
Check 77352							
101-301.000-742.000	CLOTHING / UNIFORMS	GALL'S, INC	S/S SHIRTS (SGT. SIMS) - PANTS (SG	007442947	05/18/17	109.98	77352
101-301.000-742.000	CLOTHING / UNIFORMS	GALL'S, INC	S/S SHIRTS (SGT. SIMS) - PANTS (SG	007461890	05/18/17	37.50	77352
101-301.000-742.000	CLOTHING / UNIFORMS	GALL'S, INC	S/S SHIRTS (SGT. SIMS) - PANTS (SG	007461890	05/18/17	8.95	77352
Total For Check 77352						156.43	

GL Number	GL Desc	Vendor	Invoice Desc.	Invoice	Chk Date	Amount	Check
Check 77353							
101-266.000-726.000	SUPPLIES	GELZER & SON INC	CONCRETE & MORTAR MIX	A143196	05/18/17	26.16	77353
101-276.000-726.000	SUPPLIES	GELZER & SON INC	NYLON BRAID ROPE	A142775	05/18/17	16.99	77353
101-301.000-726.000	SUPPLIES	GELZER & SON INC	RESPIRATOR MASKS	C240292	05/18/17	27.99	77353
101-441.000-726.000	SUPPLIES	GELZER & SON INC	CHEST WADER	C239573	05/18/17	99.99	77353
101-441.000-726.000	SUPPLIES	GELZER & SON INC	CHEST WADER RETURN	C239699	05/18/17	(99.99)	77353
101-756.000-726.000	SUPPLIES	GELZER & SON INC	PISTOL NOZZLE	C238843	05/18/17	6.99	77353
101-756.000-726.000	SUPPLIES	GELZER & SON INC	BOLTS & ADHESIVE	C239700	05/18/17	37.34	77353
202-460.000-726.000	SUPPLIES	GELZER & SON INC	CORNER BRACES	A143316	05/18/17	4.06	77353
203-480.000-726.000	SUPPLIES	GELZER & SON INC	REDI MIX	A143221	05/18/17	5.29	77353
203-480.000-726.000	SUPPLIES	GELZER & SON INC	CONCRETE & MORTAR MIX	A143222	05/18/17	13.08	77353
247-900.000-726.000	SUPPLIES	GELZER & SON INC	PACKING TAPE	A141599	05/18/17	3.79	77353
247-900.000-726.000	SUPPLIES	GELZER & SON INC	PRUNER	A141575	05/18/17	9.99	77353
247-900.000-726.000	SUPPLIES	GELZER & SON INC	BROOM	C237029	05/18/17	16.98	77353
271-790.000-930.000	REPAIRS & MAINTENANCE	GELZER & SON INC	3-WAY BULBS, SOCKET	A143425	05/18/17	8.78	77353
640-444.000-730.000	VEH./EQUIP. MAINT. SUPPL	GELZER & SON INC	REINFORCED HOSE	C239360	05/18/17	13.90	77353
640-444.000-730.000	VEH./EQUIP. MAINT. SUPPL	GELZER & SON INC	BOLTS	C239180	05/18/17	2.78	77353
640-444.000-730.301	POLICE VEH/EQUP MAINT SU	GELZER & SON INC	KEYS (UNIT 2-3/2-4/2-7)/KEY RING	A142940	05/18/17	8.97	77353
640-444.000-730.301	POLICE VEH/EQUP MAINT SU	GELZER & SON INC	KEYS (UNIT 2-3/2-4/2-7)/KEY RING	A142940	05/18/17	0.79	77353
Total For Check 77353						203.88	
Check 77355							
271-790.000-982.001	BOOKS - FROM DONATION MO	GENESEE DISTRIC LIBRA	MISSING MEL BOOK	20170112-02	05/18/17	25.00	77355
Total For Check 77355						25.00	
Check 77356							
640-444.000-730.000	VEH./EQUIP. MAINT. SUPPL	GODFREY BROTHERS, INC	BALL JOINTS TRANSMISSION OIL	S25530	05/18/17	184.36	77356
Total For Check 77356						184.36	
Check 77357							
101-265.000-726.000	SUPPLIES	HEFFERNAN SOFT WATER	WATER DELIVERY	104160	05/18/17	28.50	77357
101-265.000-726.000	SUPPLIES	HEFFERNAN SOFT WATER	WATER DELIVERY	104328	05/18/17	23.75	77357
101-265.000-726.000	SUPPLIES	HEFFERNAN SOFT WATER	WATER DELIVERY	104491	05/18/17	23.75	77357
101-265.000-726.000	SUPPLIES	HEFFERNAN SOFT WATER	WATER DELIVERY	104662	05/18/17	23.75	77357
101-295.000-726.000	SUPPLIES	HEFFERNAN SOFT WATER	WATER DELIVERY	104328	05/18/17	4.75	77357
101-295.000-726.000	SUPPLIES	HEFFERNAN SOFT WATER	WATER DELIVERY	104491	05/18/17	9.50	77357
101-295.000-726.000	SUPPLIES	HEFFERNAN SOFT WATER	WATER DELIVERY	104662	05/18/17	4.75	77357
101-441.000-726.000	SUPPLIES	HEFFERNAN SOFT WATER	WATER DELIVERY	104160	05/18/17	9.50	77357
101-441.000-726.000	SUPPLIES	HEFFERNAN SOFT WATER	WATER DELIVERY	104328	05/18/17	4.75	77357
101-441.000-726.000	SUPPLIES	HEFFERNAN SOFT WATER	WATER DELIVERY	104491	05/18/17	9.50	77357
101-441.000-726.000	SUPPLIES	HEFFERNAN SOFT WATER	WATER DELIVERY	104662	05/18/17	14.25	77357
271-790.000-726.000	SUPPLIES	HEFFERNAN SOFT WATER	WATER DELIVERY	104160	05/18/17	4.75	77357
271-790.000-726.000	SUPPLIES	HEFFERNAN SOFT WATER	WATER DELIVERY	104328	05/18/17	4.75	77357
271-790.000-726.000	SUPPLIES	HEFFERNAN SOFT WATER	WATER DELIVERY	104491	05/18/17	4.75	77357
271-790.000-726.000	SUPPLIES	HEFFERNAN SOFT WATER	WATER DELIVERY	104662	05/18/17	4.75	77357
588-588.000-726.000	SUPPLIES	HEFFERNAN SOFT WATER	WATER DELIVERY	104161	05/18/17	4.75	77357
Total For Check 77357						180.50	
Check 77358							
588-000.000-651.000	USE AND ADMISSION FEES	LAUREN HEPHNER	UNUSED PRE-PAID DART TRANSPORTATIO	REFUND	05/18/17	56.50	77358
Total For Check 77358						56.50	
Check 77359							
101-301.000-862.000	LODGING AND MEALS	SCOTT HEPHNER	2017 GREAT LAKES HOMELAND SECURITY	EXPENSES	05/18/17	52.72	77359
Total For Check 77359						52.72	

GL Number	GL Desc	Vendor	Invoice Desc.	Invoice	Chk Date	Amount	Check
Check 77360							
101-191.000-905.000	PUBLISHING / NOTICES	HILLSDALE MEDIA GROUP	ADVERTISING ACCT# 705	APR 2017	05/18/17	80.25	77360
101-215.000-905.000	PUBLISHING / NOTICES	HILLSDALE MEDIA GROUP	ADVERTISING ACCT# 705	APR 2017	05/18/17	361.00	77360
101-400.000-905.000	PUBLISHING / NOTICES	HILLSDALE MEDIA GROUP	ADVERTISING ACCT# 705	APR 2017	05/18/17	80.25	77360
Total For Check 77360						521.50	
Check 77361							
101-174.000-801.000	CONTRACTUAL SERVICES	HILLSDALE POLICY GROU	CONTRACTUAL SERVICES	APR 2017	05/18/17	30.00	77361
101-174.000-801.000	CONTRACTUAL SERVICES	HILLSDALE POLICY GROU	CONTRACTUAL SERVICES	APR 2017	05/18/17	30.00	77361
101-174.000-801.000	CONTRACTUAL SERVICES	HILLSDALE POLICY GROU	CONTRACTUAL SERVICES	APR 2017	05/18/17	160.76	77361
101-174.000-801.000	CONTRACTUAL SERVICES	HILLSDALE POLICY GROU	CONTRACTUAL SERVICES	APR 2017	05/18/17	13.11	77361
101-174.000-801.000	CONTRACTUAL SERVICES	HILLSDALE POLICY GROU	CONTRACTUAL SERVICES	APR 2017	05/18/17	40.00	77361
101-174.000-801.000	CONTRACTUAL SERVICES	HILLSDALE POLICY GROU	CONTRACTUAL SERVICES	APR 2017	05/18/17	3,300.00	77361
101-174.000-801.000	CONTRACTUAL SERVICES	HILLSDALE POLICY GROU	CONTRACTUAL SERVICES	APR 2017	05/18/17	200.00	77361
Total For Check 77361						3,773.87	
Check 77362							
101-209.000-734.000	POSTAGE	HILLSDALE POSTMASTER	STAMPS	MAY 2017	05/18/17	169.54	77362
101-215.000-734.000	POSTAGE	HILLSDALE POSTMASTER	STAMPS	MAY 2017	05/18/17	264.77	77362
409-756.000-726.000	SUPPLIES	HILLSDALE POSTMASTER	STAMPS	MAY 2017	05/18/17	153.69	77362
Total For Check 77362						588.00	
Check 77363							
408-751.000-801.000	CONTRACTUAL SERVICES	HOOP LAWN & SNOW, LLC	EDGING OF FIELDS - FOD	04/30/17	05/18/17	800.00	77363
408-751.000-801.000	CONTRACTUAL SERVICES	HOOP LAWN & SNOW, LLC	EDGING OF FIELDS - FOD	04/30/17	05/18/17	(350.00)	77363
Total For Check 77363						450.00	
Check 77364							
588-588.000-730.000	VEH./EQUIP. MAINT. SUPPL	JACKSON TRUCK SERVICE	AIR FILTER	PC001292570	05/18/17	21.78	77364
640-444.000-730.000	VEH./EQUIP. MAINT. SUPPL	JACKSON TRUCK SERVICE	FILTERS	PC001292305	05/18/17	50.93	77364
640-444.000-730.000	VEH./EQUIP. MAINT. SUPPL	JACKSON TRUCK SERVICE	AIR FILTER	PC001292324	05/18/17	57.58	77364
Total For Check 77364						130.29	
Check 77365							
202-460.000-801.000	CONTRACTUAL SERVICES	JAKE CALDWELL	CONCRETE SIDEWALK REPLACEMENT	105	05/18/17	617.35	77365
202-470.500-801.000	CONTRACTUAL SERVICES	JAKE CALDWELL	CONCRETE SIDEWALK REPLACEMENT	105	05/18/17	297.00	77365
203-460.000-801.000	CONTRACTUAL SERVICES	JAKE CALDWELL	CONCRETE SIDEWALK REPLACEMENT	105	05/18/17	678.15	77365
Total For Check 77365						1,592.50	
Check 77366							
202-460.000-726.000	SUPPLIES	JONESVILLE LUMBER	TREATED LUMBER, ANCHORS, SCREWS, A	760080	05/18/17	138.59	77366
Total For Check 77366						138.59	
Check 77367							
203-480.000-726.000	SUPPLIES	KUHLMAN CORPORATION	AGRI DRAIN 18" BAND TYPE	069654	05/18/17	96.39	77367
Total For Check 77367						96.39	
Check 77368							
101-756.000-801.000	CONTRACTUAL SERVICES	LAPEW SANITATION SERV	PUMP OUT SANDY BEACH	3093	05/18/17	540.00	77368
Total For Check 77368						540.00	
Check 77369							
101-756.000-726.000	SUPPLIES	LITCHFIELD GRAIN CO	50LBS OATS	41096	05/18/17	27.26	77369
203-480.000-726.000	SUPPLIES	LITCHFIELD GRAIN CO	50LBS OATS	41096	05/18/17	13.63	77369
Total For Check 77369						40.89	

GL Number	GL Desc	Vendor	Invoice Desc.	Invoice	Chk Date	Amount	Check
Check 77370							
101-265.000-801.000	CONTRACTUAL SERVICES	MANPOWER OF LANSING	TEMP EMPLOYEES W/E 4/30/2017	31362575	05/18/17	75.30	77370
101-276.000-801.000	CONTRACTUAL SERVICES	MANPOWER OF LANSING	TEMP EMPLOYEES W/E 4/30/2017	31362575	05/18/17	256.02	77370
101-276.000-801.000	CONTRACTUAL SERVICES	MANPOWER OF LANSING	TEMP EMPLOYEES W/E 5/7/2017	31390493	05/18/17	451.80	77370
101-441.000-801.000	CONTRACTUAL SERVICES	MANPOWER OF LANSING	TEMP EMPLOYEES W/E 4/30/2017	31362575	05/18/17	240.96	77370
101-441.000-801.000	CONTRACTUAL SERVICES	MANPOWER OF LANSING	TEMP EMPLOYEES W/E 5/7/2017	31390493	05/18/17	240.96	77370
101-756.000-801.000	CONTRACTUAL SERVICES	MANPOWER OF LANSING	TEMP EMPLOYEES W/E 4/30/2017	31362575	05/18/17	248.49	77370
101-756.000-801.000	CONTRACTUAL SERVICES	MANPOWER OF LANSING	TEMP EMPLOYEES W/E 5/7/2017	31390493	05/18/17	30.12	77370
202-460.000-801.000	CONTRACTUAL SERVICES	MANPOWER OF LANSING	TEMP EMPLOYEES W/E 4/30/2017	31362575	05/18/17	22.59	77370
202-460.000-801.000	CONTRACTUAL SERVICES	MANPOWER OF LANSING	TEMP EMPLOYEES W/E 5/7/2017	31390493	05/18/17	60.24	77370
203-460.000-801.000	CONTRACTUAL SERVICES	MANPOWER OF LANSING	TEMP EMPLOYEES W/E 5/7/2017	31390493	05/18/17	60.24	77370
Total For Check 77370						1,686.72	
Check 77371							
101-301.000-726.000	SUPPLIES	MARKET HOUSE	QT/GALLON SIZE FREEZER SLIDER BAGS	105864	05/18/17	10.77	77371
Total For Check 77371						10.77	
Check 77372							
101-209.000-861.000	TRAINING & SEMINARS	MICH ASSESSORS ASSOC	MAA SUMMER CONFERENCE	07/30 - 08/02	05/18/17	250.00	77372
101-253.000-861.000	TRAINING & SEMINARS	MICH ASSESSORS ASSOC	MAA SUMMER CONFERENCE	07/30 - 08/02	05/18/17	250.00	77372
Total For Check 77372						500.00	
Check 77373							
640-444.000-730.000	VEH./EQUIP. MAINT. SUPPL	MICH CAT	CYYL ROD FOR #21.4	PD7484883	05/18/17	473.28	77373
640-444.000-730.000	VEH./EQUIP. MAINT. SUPPL	MICH CAT	REGULATOR, O-RING, GASKET (#20)	PD7466311	05/18/17	38.57	77373
Total For Check 77373						511.85	
Check 77374							
101-265.000-726.000	SUPPLIES	MICH CHAMBER SERVICES	STATE & FEDERAL LABOR LAW POSTERS	4644	05/18/17	33.00	77374
101-441.000-726.000	SUPPLIES	MICH CHAMBER SERVICES	STATE & FEDERAL LABOR LAW POSTERS	4644	05/18/17	33.00	77374
271-790.000-726.000	SUPPLIES	MICH CHAMBER SERVICES	STATE & FEDERAL LABOR LAW POSTERS	4644	05/18/17	33.00	77374
Total For Check 77374						99.00	
Check 77375							
101-000.000-123.000	PREPAID EXPENSES	MICH MUNICIPAL LEAGUE	MEMBERSHIP DUES	07/01/17 - 06/3	05/18/17	4,492.00	77375
Total For Check 77375						4,492.00	
Check 77376							
101-301.000-742.000	CLOTHING / UNIFORMS	MICH STATE INDUSTRIES	LAW ENFORCEMENT/PUBLIC SAFETY VEST	1241	05/18/17	47.90	77376
Total For Check 77376						47.90	
Check 77377							
208-751.000-726.000	SUPPLIES	BILL MULLALY	FIELD CHALK INV# 7309 - REIMBURSEM	REIMBURSE	05/18/17	132.00	77377
Total For Check 77377						132.00	
Check 77378							
208-000.000-653.001	YOUTH PROGRAM FEES	COURTNEY MURPHY	SOFTBALL REFUND FROM INV#21474	REFUND	05/18/17	55.00	77378
Total For Check 77378						55.00	
Check 77379							
101-301.000-742.000	CLOTHING / UNIFORMS	NYE UNIFORM COMPANY	S/S SHIRTS/SGT STRIPES (T. DOTY)	603400	05/18/17	95.70	77379
101-301.000-742.000	CLOTHING / UNIFORMS	NYE UNIFORM COMPANY	S/S SHIRTS/SGT STRIPES (T. DOTY)	603400	05/18/17	7.00	77379
101-301.000-742.000	CLOTHING / UNIFORMS	NYE UNIFORM COMPANY	S/S SHIRTS/SGT STRIPES (T. DOTY)	603400	05/18/17	13.08	77379
101-336.000-742.000	CLOTHING / UNIFORMS	NYE UNIFORM COMPANY	NAME BAR (C. BURKE)	600137	05/18/17	14.00	77379
101-336.000-742.000	CLOTHING / UNIFORMS	NYE UNIFORM COMPANY	NAME BAR (C. BURKE)	600137	05/18/17	4.61	77379



GL Number	GL Desc	Vendor	Invoice Desc.	Invoice	Chk Date	Amount	Check
Check 77379							
Total For Check 77379						134.39	
Check 77380							
247-900.000-806.000	LEGAL SERVICES	PARKER, HAYES & LOVIN	LEGAL SERVICES	APR 2017	05/18/17	75.00	77380
Total For Check 77380						75.00	
Check 77381							
101-301.000-726.000	SUPPLIES	PERFORMANCE AUTOMOTIV	RAGS (POLICE DEPT)	1213776	05/18/17	20.39	77381
101-336.000-730.000	VEH./EQUIP. MAINT. SUPPL	PERFORMANCE AUTOMOTIV	TRANSMISSION FLUID (ENGINE 333)	1213775	05/18/17	21.54	77381
588-588.000-730.000	VEH./EQUIP. MAINT. SUPPL	PERFORMANCE AUTOMOTIV	SEVERE DUTY PAD RETURN	1213476	05/18/17	(51.04)	77381
640-444.000-730.000	VEH./EQUIP. MAINT. SUPPL	PERFORMANCE AUTOMOTIV	GREASE FITTINGS, RADIATOR CAPS	1212597	05/18/17	9.73	77381
640-444.000-730.000	VEH./EQUIP. MAINT. SUPPL	PERFORMANCE AUTOMOTIV	BUZZER ALARM/PEAK DEF FLUID	1212433	05/18/17	48.43	77381
640-444.000-730.000	VEH./EQUIP. MAINT. SUPPL	PERFORMANCE AUTOMOTIV	BLADE FUSE/FUSED CIRCUIT	1211451	05/18/17	11.54	77381
640-444.000-730.000	VEH./EQUIP. MAINT. SUPPL	PERFORMANCE AUTOMOTIV	WIRE ACCESSORIES	1212512	05/18/17	2.89	77381
640-444.000-730.000	VEH./EQUIP. MAINT. SUPPL	PERFORMANCE AUTOMOTIV	FUEL LINE HOSE	1213286	05/18/17	13.90	77381
640-444.000-730.000	VEH./EQUIP. MAINT. SUPPL	PERFORMANCE AUTOMOTIV	BATTERIES	1213477	05/18/17	83.89	77381
Total For Check 77381						161.27	
Check 77382							
588-588.000-801.000	CONTRACTUAL SERVICES	PHAT JAXX AUTOMOTIVE	CHECK A/C & REPAIR DART #60	22147	05/18/17	1,389.48	77382
Total For Check 77382						1,389.48	
Check 77383							
101-301.000-742.000	CLOTHING / UNIFORMS	POWERS CLOTHING, INC.	ALTERATIONS - PANTS HEMMED/PATCHES	1009787	05/18/17	12.00	77383
101-301.000-742.000	CLOTHING / UNIFORMS	POWERS CLOTHING, INC.	ALTERATIONS - PANTS HEMMED/PATCHES	1009787	05/18/17	7.00	77383
101-301.000-742.000	CLOTHING / UNIFORMS	POWERS CLOTHING, INC.	ALTERATIONS - PANTS HEMMED/PATCHES	1009787	05/18/17	18.00	77383
101-301.000-742.000	CLOTHING / UNIFORMS	POWERS CLOTHING, INC.	ALTERATIONS - PANTS HEMMED/PATCHES	1009787	05/18/17	4.00	77383
Total For Check 77383						41.00	
Check 77384							
640-444.000-726.000	SUPPLIES	PURITY CYLINDER GASES	ARGON GAS TANK	00307952	05/18/17	48.34	77384
Total For Check 77384						48.34	
Check 77385							
101-301.000-862.000	LODGING AND MEALS	SHELBY RATHBUN	MEDICOLEGAL INVESTIGATION OF DEATH EXPENSES		05/18/17	45.07	77385
Total For Check 77385						45.07	
Check 77386							
101-336.000-861.000	TRAINING & SEMINARS	READING EMERGENCY UNI	CONTINUING EDUCATION - PATIENT ASS	122418	05/18/17	80.00	77386
Total For Check 77386						80.00	
Check 77387							
101-336.000-930.000	REPAIRS & MAINTENANCE	RALPH SOLON RILEY	ELECTRICAL REPAIR - ENGINE 333	4042	05/18/17	332.50	77387
101-336.000-930.000	REPAIRS & MAINTENANCE	RALPH SOLON RILEY	ELECTRICAL REPAIR - ENGINE 333	4042	05/18/17	583.00	77387
101-336.000-930.000	REPAIRS & MAINTENANCE	RALPH SOLON RILEY	ELECTRICAL REPAIR - ENGINE 333	4042	05/18/17	20.00	77387
101-336.000-930.000	REPAIRS & MAINTENANCE	RALPH SOLON RILEY	ELECTRICAL REPAIR - ENGINE 333	4042	05/18/17	25.00	77387
Total For Check 77387						960.50	
Check 77388							
101-336.000-930.000	REPAIRS & MAINTENANCE	ROE-COMM., INC.	DIAGNOSE BAD BATTERY TENDER ON REA	345320	05/18/17	125.00	77388
101-336.000-930.000	REPAIRS & MAINTENANCE	ROE-COMM., INC.	DIAGNOSE BAD BATTERY TENDER ON REA	345320	05/18/17	42.50	77388
Total For Check 77388						167.50	
Check 77389							
101-253.000-861.000	TRAINING & SEMINARS	SECMAA	THREAT ASSESSMENT TRAINING	06/16/17	05/18/17	35.00	77389
101-400.000-861.000	TRAINING & SEMINARS	SECMAA	THREAT ASSESSMENT TRAINING	06/16/17	05/18/17	35.00	77389

GL Number	GL Desc	Vendor	Invoice Desc.	Invoice	Chk Date	Amount	Check
Check 77389							
Total For Check 77389						70.00	
Check 77390							
101-276.000-726.000	SUPPLIES	SITE ONE LANDSCAPE SU	T-NEX PGR - 1 GAL	80110812	05/18/17	338.42	77390
Total For Check 77390						338.42	
Check 77391							
101-295.000-930.000	REPAIRS & MAINTENANCE	SPRATT'S	ITEMS FOR BATWING MOWER	157289	05/18/17	32.50	77391
101-756.000-726.000	SUPPLIES	SPRATT'S	LP GAS FOR SANDY BEACH	39608	05/18/17	79.40	77391
101-756.000-726.000	SUPPLIES	SPRATT'S	LP GAS FOR SANDY BEACH	39608	05/18/17	(4.54)	77391
Total For Check 77391						107.36	
Check 77392							
101-172.000-726.000	SUPPLIES	STOCKHOUSE CORPORATIO	STOCK PAPER	55910	05/18/17	99.33	77392
101-253.000-726.000	SUPPLIES	STOCKHOUSE CORPORATIO	WINDOW ENVELOPES	55983	05/18/17	51.64	77392
208-751.000-726.006	CONCESSION SUPPLIES	STOCKHOUSE CORPORATIO	SANDY BEACH DAY AND SEASON PASSES	55909	05/18/17	210.00	77392
208-751.000-726.006	CONCESSION SUPPLIES	STOCKHOUSE CORPORATIO	SANDY BEACH DAY AND SEASON PASSES	55911	05/18/17	332.40	77392
Total For Check 77392						693.37	
Check 77393							
247-900.000-801.000	CONTRACTUAL SERVICES	SW SERVICES, LLC	LEAF/TRASH CLEAN UP OUTSIDE KEEFER	TIFA-0007	05/18/17	50.00	77393
Total For Check 77393						50.00	
Check 77394							
101-756.000-726.000	SUPPLIES	SANDRA L THOMAS	BALES OF STRAW	195421	05/18/17	12.50	77394
Total For Check 77394						12.50	
Check 77395							
101-175.000-806.000	LEGAL SERVICES	TRAVELERS INSURANCE C	LEGAL SERVICES	000520031	05/18/17	409.25	77395
Total For Check 77395						409.25	
Check 77396							
101-265.000-801.000	CONTRACTUAL SERVICES	US STAFFING AGENCY, L	TEMP EMPLOYEES W/E 5.6.2017	3377	05/18/17	7.13	77396
101-276.000-801.000	CONTRACTUAL SERVICES	US STAFFING AGENCY, L	TEMP EMPLOYEES W/E 5.6.2017	3377	05/18/17	106.88	77396
101-441.000-801.000	CONTRACTUAL SERVICES	US STAFFING AGENCY, L	TEMP EMPLOYEES W/E 5.6.2017	3377	05/18/17	28.50	77396
101-756.000-801.000	CONTRACTUAL SERVICES	US STAFFING AGENCY, L	TEMP EMPLOYEE W/E 4/29/2017	3354	05/18/17	466.69	77396
101-756.000-801.000	CONTRACTUAL SERVICES	US STAFFING AGENCY, L	TEMP EMPLOYEES W/E 5.6.2017	3377	05/18/17	142.50	77396
202-450.000-801.000	CONTRACTUAL SERVICES	US STAFFING AGENCY, L	TEMP EMPLOYEES W/E 5.6.2017	3377	05/18/17	57.00	77396
202-460.000-801.000	CONTRACTUAL SERVICES	US STAFFING AGENCY, L	TEMP EMPLOYEE W/E 4/29/2017	3354	05/18/17	28.50	77396
202-460.500-801.000	CONTRACTUAL SERVICES	US STAFFING AGENCY, L	TEMP EMPLOYEES W/E 5.6.2017	3377	05/18/17	35.61	77396
202-470.000-801.000	CONTRACTUAL SERVICES	US STAFFING AGENCY, L	TEMP EMPLOYEE W/E 4/29/2017	3354	05/18/17	14.25	77396
202-480.000-801.000	CONTRACTUAL SERVICES	US STAFFING AGENCY, L	TEMP EMPLOYEES W/E 5.6.2017	3377	05/18/17	35.63	77396
203-450.000-801.000	CONTRACTUAL SERVICES	US STAFFING AGENCY, L	TEMP EMPLOYEE W/E 4/29/2017	3354	05/18/17	35.63	77396
203-450.000-801.000	CONTRACTUAL SERVICES	US STAFFING AGENCY, L	TEMP EMPLOYEES W/E 5.6.2017	3377	05/18/17	57.00	77396
203-460.000-801.000	CONTRACTUAL SERVICES	US STAFFING AGENCY, L	TEMP EMPLOYEE W/E 4/29/2017	3354	05/18/17	7.12	77396
203-460.000-801.000	CONTRACTUAL SERVICES	US STAFFING AGENCY, L	TEMP EMPLOYEES W/E 5.6.2017	3377	05/18/17	28.50	77396
203-470.000-801.000	CONTRACTUAL SERVICES	US STAFFING AGENCY, L	TEMP EMPLOYEE W/E 4/29/2017	3354	05/18/17	14.25	77396
203-480.000-801.000	CONTRACTUAL SERVICES	US STAFFING AGENCY, L	TEMP EMPLOYEES W/E 5.6.2017	3377	05/18/17	42.75	77396
203-500.000-801.000	CONTRACTUAL SERVICES	US STAFFING AGENCY, L	TEMP EMPLOYEES W/E 5.6.2017	3377	05/18/17	28.50	77396
Total For Check 77396						1,136.44	
Check 77397							
101-301.000-801.000	CONTRACTUAL SERVICES	VERIZON WIRELESS	NETWORK ACCESS FEE FOR IN-CAR MOBI	9784932012	05/18/17	160.04	77397
Total For Check 77397						160.04	

GL Number	GL Desc	Vendor	Invoice Desc.	Invoice	Chk Date	Amount	Check
Check 77398							
271-790.000-860.000	TRANSPORTATION AND MILEA	LESLIE WARREN	WALDRON LIBRARY	MILEAGE	05/18/17	23.54	77398
						<u>23.54</u>	
Total For Check 77398							
Check 77399							
101-336.000-740.000	FUEL AND LUBRICANTS	WATKINS OIL COMPANY	FUEL USAGE	APRIL 2017	05/18/17	318.78	77399
588-588.000-740.000	FUEL AND LUBRICANTS	WATKINS OIL COMPANY	FUEL USAGE	APRIL 2017	05/18/17	1,035.07	77399
640-444.000-740.000	FUEL AND LUBRICANTS	WATKINS OIL COMPANY	FUEL USAGE	APRIL 2017	05/18/17	1,671.60	77399
640-444.000-740.301	FUEL AND LUBRICANTS-POLI	WATKINS OIL COMPANY	FUEL USAGE	APRIL 2017	05/18/17	1,702.02	77399
						<u>4,727.47</u>	
Total For Check 77399							
Check 77400							
640-444.000-730.000	VEH./EQUIP. MAINT. SUPPL	WHITES WELDING SERVIC	ANGLE IRON	82945	05/18/17	10.00	77400
						<u>10.00</u>	
Total For Check 77400							
Check 77401							
271-790.000-930.000	REPAIRS & MAINTENANCE	STEVEN L. WISMAR	PAINTING LIBRARY EXTERIOR	DRAW #2	05/18/17	3,000.00	77401
						<u>3,000.00</u>	
Total For Check 77401							
Check 77402							
101-336.000-955.336	LOCAL GRANT PURCHASES	WITMER PUBLIC SAFETY	NOZZLE/BLOWER VENTILATOR/HYDRANT T	1776075	05/18/17	566.00	77402
101-336.000-955.336	LOCAL GRANT PURCHASES	WITMER PUBLIC SAFETY	NOZZLE/BLOWER VENTILATOR/HYDRANT T	1776075	05/18/17	64.60	77402
101-336.000-955.336	LOCAL GRANT PURCHASES	WITMER PUBLIC SAFETY	NOZZLE/BLOWER VENTILATOR/HYDRANT T	1776075	05/18/17	155.00	77402
101-336.000-955.336	LOCAL GRANT PURCHASES	WITMER PUBLIC SAFETY	NOZZLE/BLOWER VENTILATOR/HYDRANT T	1776075	05/18/17	1,240.00	77402
						<u>2,025.60</u>	
Total For Check 77402							
Check 77403							
271-790.000-801.000	CONTRACTUAL SERVICES	WOODLANDS LIBRARY COO	2ND QUARTER OVERDRIVE APR - JUN 20	6185	05/18/17	229.86	77403
						<u>229.86</u>	
Total For Check 77403							
Check 77404							
101-336.000-955.221	MISC - PHYSICAL EXAMINAT	WORKHEALTH-QUINCY, PL	PRE-EMPLOYMENT PHYSICAL/DRUG SCREE	4292	05/18/17	53.00	77404
101-336.000-955.221	MISC - PHYSICAL EXAMINAT	WORKHEALTH-QUINCY, PL	PRE-EMPLOYMENT PHYSICAL/DRUG SCREE	4292	05/18/17	35.00	77404
101-441.000-955.588	MISC. - CDL LICENSING/TE	WORKHEALTH-QUINCY, PL	PRE-EMPLOYEEMENT TESTING	4335	05/18/17	22.00	77404
						<u>110.00</u>	
Total For Check 77404							
Check 77405							
271-790.000-905.000	PUBLISHING / NOTICES	YOUR MEMBERSHIP.COM,	JOB POSTING	R27942839	05/18/17	140.00	77405
						<u>140.00</u>	
Total For Check 77405							
Check 89							
101-265.000-920.000	UTILITIES	MICH GAS UTILITIES	GAS UTILITY	APRIL 2017	05/18/17	392.51	89
101-265.000-920.000	UTILITIES	MICH GAS UTILITIES	GAS UTILITY	APRIL 2017	05/18/17	168.41	89
101-336.000-920.000	UTILITIES	MICH GAS UTILITIES	GAS UTILITY	APRIL 2017	05/18/17	107.64	89
101-441.000-920.000	UTILITIES	MICH GAS UTILITIES	GAS UTILITY	APRIL 2017	05/18/17	64.81	89
271-790.000-920.000	UTILITIES	MICH GAS UTILITIES	GAS UTILITY	APRIL 2017	05/18/17	132.63	89
640-444.000-920.000	UTILITIES	MICH GAS UTILITIES	GAS UTILITY	APRIL 2017	05/18/17	64.81	89
						<u>930.81</u>	
Total For Check 89							
Check 90							
101-441.000-801.000	CONTRACTUAL SERVICES	SPOK, INC	DPS - PAGER RENTAL	A7385433Q	05/18/17	18.70	90
						<u>18.70</u>	
Total For Check 90							

GL Number	GL Desc	Vendor	Invoice Desc.	Invoice	Chk Date	Amount	Check
			Fund Totals:				
			Fund 101 GENERAL FUND			26,600.68	
			Fund 202 MAJOR ST./TRUNKLINE FUND			2,456.57	
			Fund 203 LOCAL ST. FUND			1,729.58	
			Fund 208 RECREATION FUND			2,313.66	
			Fund 247 TAX INCREMENT FINANCE ATH.			558.16	
			Fund 271 LIBRARY FUND			3,639.41	
			Fund 274 POLICE - OWI ENFORCEMENT			1,477.00	
			Fund 408 FIELDS OF DREAMS			450.00	
			Fund 409 STOCK'S PARK			153.69	
			Fund 582 ELECTRIC FUND			(27.60)	
			Fund 588 DIAL-A-RIDE FUND			2,962.34	
			Fund 640 REVOLVING MOBILE EQUIP. FUN			13,818.49	
			Fund 699 DPS LEAVE AND BENEFITS FUND			359.74	
			Total For All Funds:			<hr/>	56,491.72

GL Number	GL Desc	Vendor	Invoice Desc.	Invoice	Chk Date	Amount	Check
Check 4							
590-546.000-930.000	REPAIRS & MAINTENANCE	JONESVILLE LUMBER	CONSTRUCTION SUPPLIES FOR WHEELCHA	760511/759855	05/18/17	7.98	4
590-546.000-930.000	REPAIRS & MAINTENANCE	JONESVILLE LUMBER	CONSTRUCTION SUPPLIES FOR WHEELCHA	760511/759855	05/18/17	32.72	4
590-546.000-930.000	REPAIRS & MAINTENANCE	JONESVILLE LUMBER	CONSTRUCTION SUPPLIES FOR WHEELCHA	760511/759855	05/18/17	29.49	4
Total For Check 4						70.19	
Check 67811							
582-175.000-905.000	PUBLISHING / NOTICES	CREATIVE SAFETY PRODU	ADS	050817	05/08/17	249.50	67811
590-175.000-905.000	PUBLISHING / NOTICES	CREATIVE SAFETY PRODU	ADS	050817	05/08/17	124.75	67811
591-175.000-905.000	PUBLISHING / NOTICES	CREATIVE SAFETY PRODU	ADS	050817	05/08/17	124.75	67811
Total For Check 67811						499.00	
Check 67812							
582-000.000-265.000	ACCRUED SALES TAX	STATE OF MICHIGAN	SALES TAX	05162017	05/16/17	30,247.67	67812
582-000.000-693.000	MISC NON-OPERATIONG INCO	STATE OF MICHIGAN	SALES TAX	05162017	05/16/17	(188.50)	67812
Total For Check 67812						30,059.17	
Check 67813							
582-175.000-930.000	REPAIRS & MAINTENANCE	A CLEAN START	OFFICE CLEANING	192147	05/18/17	62.50	67813
582-544.000-930.000	REPAIRS & MAINTENANCE	A CLEAN START	OFFICE CLEANING	192147	05/18/17	12.50	67813
590-175.000-930.000	REPAIRS & MAINTENANCE	A CLEAN START	OFFICE CLEANING	192147	05/18/17	31.25	67813
590-546.000-801.000	CONTRACTUAL SERVICES	A CLEAN START	OFFICE CLEANING	192147	05/18/17	6.25	67813
591-175.000-930.000	REPAIRS & MAINTENANCE	A CLEAN START	OFFICE CLEANING	192147	05/18/17	31.25	67813
591-544.000-801.000	CONTRACTUAL SERVICES	A CLEAN START	OFFICE CLEANING	192147	05/18/17	6.25	67813
Total For Check 67813						150.00	
Check 67814							
582-175.000-810.000	DUES AND SUBSCRIPTIONS	ACD	MONTHLY FIBER LEASE	42187-111	05/18/17	202.00	67814
Total For Check 67814						202.00	
Check 67815							
590-547.000-727.500	SUPPLIES - CHLORINE	ALEXANDER CHEMICAL CO	WWTP CHEMICALS	SLS 10058992	05/18/17	700.30	67815
590-547.000-727.600	SUPPLIES - FERROUS CHLOR	ALEXANDER CHEMICAL CO	WWTP CHEMICALS	SLS 10058992	05/18/17	1,863.61	67815
590-547.000-727.700	SUPPLIES - DIOXIDE	ALEXANDER CHEMICAL CO	WWTP CHEMICALS	SLS 10058992	05/18/17	508.50	67815
Total For Check 67815						3,072.41	
Check 67816							
582-175.000-955.000	MISCELLANEOUS	ALICIA CARRIZALES	CREDIT REFUND	051617	05/18/17	57.00	67816
Total For Check 67816						57.00	
Check 67817							
582-543.000-930.000	REPAIRS & MAINTENANCE	AMERICAN COPPER AND B	ENGINE COOLING WATER	17INV019005	05/18/17	20.20	67817
582-543.000-930.000	REPAIRS & MAINTENANCE	AMERICAN COPPER AND B	ENGINE COOLING WATER	17INV019005	05/18/17	0.23	67817
582-543.000-930.000	REPAIRS & MAINTENANCE	AMERICAN COPPER AND B	ENGINE COOLING WATER	17INV019005	05/18/17	2.01	67817
582-543.000-930.000	REPAIRS & MAINTENANCE	AMERICAN COPPER AND B	ENGINE COOLING WATER	17INV019005	05/18/17	0.45	67817
582-543.000-930.000	REPAIRS & MAINTENANCE	AMERICAN COPPER AND B	COOLING WATER FOR ENGINES	INV17020644	05/18/17	2.70	67817
582-543.000-930.000	REPAIRS & MAINTENANCE	AMERICAN COPPER AND B	COOLING WATER FOR ENGINES	INV17020644	05/18/17	8.89	67817
582-544.000-930.000	REPAIRS & MAINTENANCE	AMERICAN COPPER AND B	PVC CONDUIT 8 S MANNING	17INV020617	05/18/17	151.79	67817
590-546.000-930.950	REPAIRS & MAINT. - LIFT	AMERICAN COPPER AND B	GALV FITTINGS, FUSES	17INV018693/175	05/18/17	33.87	67817
590-547.000-930.000	REPAIRS & MAINTENANCE	AMERICAN COPPER AND B	GALV FITTINGS, FUSES	17INV018693/175	05/18/17	3.47	67817
590-547.000-930.000	REPAIRS & MAINTENANCE	AMERICAN COPPER AND B	GALV FITTINGS, FUSES	17INV018693/175	05/18/17	7.22	67817
590-547.000-930.000	REPAIRS & MAINTENANCE	AMERICAN COPPER AND B	CREDIT RETURN	17SCM001117	05/18/17	(8.34)	67817
591-544.000-930.000	REPAIRS & MAINTENANCE	AMERICAN COPPER AND B	WATER SYSTEM PARTS	17INV021291	05/18/17	2.42	67817
591-544.000-930.000	REPAIRS & MAINTENANCE	AMERICAN COPPER AND B	WATER SYSTEM PARTS	17INV021291	05/18/17	0.47	67817
591-544.000-930.000	REPAIRS & MAINTENANCE	AMERICAN COPPER AND B	WATER SYSTEM PARTS	17INV021291	05/18/17	0.93	67817
591-544.000-930.000	REPAIRS & MAINTENANCE	AMERICAN COPPER AND B	WATER SYSTEM PARTS	17INV021291	05/18/17	6.85	67817

GL Number	GL Desc	Vendor	Invoice Desc.	Invoice	Chk Date	Amount	Check
Check 67817							
591-544.000-930.000	REPAIRS & MAINTENANCE	AMERICAN COPPER AND B	WATER SYSTEM PARTS	17INV021291	05/18/17	1.00	67817
591-544.000-930.000	REPAIRS & MAINTENANCE	AMERICAN COPPER AND B	WATER SYSTEM PARTS	17INV021291	05/18/17	1.03	67817
591-544.000-930.000	REPAIRS & MAINTENANCE	AMERICAN COPPER AND B	WATER SYSTEM PARTS	17INV021291	05/18/17	1.60	67817
591-544.000-930.000	REPAIRS & MAINTENANCE	AMERICAN COPPER AND B	WATER SYSTEM PARTS	17INV021291	05/18/17	22.95	67817
591-544.000-930.000	REPAIRS & MAINTENANCE	AMERICAN COPPER AND B	WATER SYSTEM PARTS	17INV021291	05/18/17	2.16	67817
						261.90	
Total For Check 67817							
Check 67818							
582-544.000-861.000	TRAINING & SEMINARS	AMERICAN PUBLIC POWER	NEW SAFETY MANUALS	295702	05/18/17	328.60	67818
						328.60	
Total For Check 67818							
Check 67819							
582-175.000-955.000	MISCELLANEOUS	ANN JAMES	CREDIT REFUND	051617	05/18/17	47.69	67819
						47.69	
Total For Check 67819							
Check 67820							
591-545.000-930.000	REPAIRS & MAINTENANCE	APPLIED INDUSTRIAL TE	MULTI-WING FAN WTP AERATOR	7010446316	05/18/17	97.50	67820
591-545.000-930.000	REPAIRS & MAINTENANCE	APPLIED INDUSTRIAL TE	MULTI-WING FAN WTP AERATOR	7010446316	05/18/17	40.86	67820
						138.36	
Total For Check 67820							
Check 67821							
582-175.000-726.200	OFFICE SUPPLIES	ARROW SWIFT PRINTING	CHECKS	142469	05/18/17	152.50	67821
582-175.000-726.200	OFFICE SUPPLIES	ARROW SWIFT PRINTING	NOTICES	142232	05/18/17	245.00	67821
590-175.000-726.200	OFFICE SUPPLIES	ARROW SWIFT PRINTING	CHECKS	142469	05/18/17	76.25	67821
590-175.000-726.200	OFFICE SUPPLIES	ARROW SWIFT PRINTING	NOTICES	142232	05/18/17	122.50	67821
591-175.000-726.200	OFFICE SUPPLIES	ARROW SWIFT PRINTING	CHECKS	142469	05/18/17	76.25	67821
591-175.000-726.200	OFFICE SUPPLIES	ARROW SWIFT PRINTING	NOTICES	142232	05/18/17	122.50	67821
						795.00	
Total For Check 67821							
Check 67822							
582-543.000-925.000	TELEPHONE	AT&T	PRI LINES	517R21057605	05/18/17	1,344.53	67822
590-546.000-925.000	TELEPHONE	AT&T	PRI LINES	517R21057605	05/18/17	672.27	67822
591-544.000-925.000	TELEPHONE	AT&T	PRI LINES	517R21057605	05/18/17	672.26	67822
						2,689.06	
Total For Check 67822							
Check 67823							
582-175.000-715.000	HEALTH AND LIFE INSURANC	BLUE CROSS & BLUE SHI	NON UNION PREMIUMS/VISION & DENTAL	012958	05/18/17	233.38	67823
582-175.000-715.000	HEALTH AND LIFE INSURANC	BLUE CROSS & BLUE SHI	VISION/DENTAL UNION	06012017	05/18/17	50.92	67823
582-544.000-715.000	HEALTH AND LIFE INSURANC	BLUE CROSS & BLUE SHI	VISION/DENTAL UNION	06012017	05/18/17	403.96	67823
590-175.000-715.000	HEALTH AND LIFE INSURANC	BLUE CROSS & BLUE SHI	NON UNION PREMIUMS/VISION & DENTAL	012958	05/18/17	116.72	67823
590-175.000-715.000	HEALTH AND LIFE INSURANC	BLUE CROSS & BLUE SHI	VISION/DENTAL UNION	06012017	05/18/17	25.46	67823
590-546.000-715.000	HEALTH AND LIFE INSURANC	BLUE CROSS & BLUE SHI	NON UNION PREMIUMS/VISION & DENTAL	012958	05/18/17	140.09	67823
590-547.000-715.000	HEALTH AND LIFE INSURANC	BLUE CROSS & BLUE SHI	NON UNION PREMIUMS/VISION & DENTAL	012958	05/18/17	75.46	67823
591-175.000-715.000	HEALTH AND LIFE INSURANC	BLUE CROSS & BLUE SHI	NON UNION PREMIUMS/VISION & DENTAL	012958	05/18/17	116.67	67823
591-175.000-715.000	HEALTH AND LIFE INSURANC	BLUE CROSS & BLUE SHI	VISION/DENTAL UNION	06012017	05/18/17	25.46	67823
591-543.000-715.000	HEALTH AND LIFE INSURANC	BLUE CROSS & BLUE SHI	VISION/DENTAL UNION	06012017	05/18/17	34.11	67823
591-544.000-715.000	HEALTH AND LIFE INSURANC	BLUE CROSS & BLUE SHI	VISION/DENTAL UNION	06012017	05/18/17	136.48	67823
591-545.000-715.000	HEALTH AND LIFE INSURANC	BLUE CROSS & BLUE SHI	VISION/DENTAL UNION	06012017	05/18/17	56.85	67823
						1,415.56	
Total For Check 67823							
Check 67824							
582-175.000-801.200	COMPUTER	BUSINESS CARD	SHIPPING, COMPUTER & SUPPLIES	547415135352929	05/18/17	74.50	67824
582-175.000-955.000	MISCELLANEOUS	BUSINESS CARD	SHIPPING, COMPUTER & SUPPLIES	547415135352929	05/18/17	56.18	67824
582-175.000-955.000	MISCELLANEOUS	BUSINESS CARD	SHIPPING, COMPUTER & SUPPLIES	547415135352929	05/18/17	51.94	67824
582-543.000-930.000	REPAIRS & MAINTENANCE	BUSINESS CARD	SHIPPING, COMPUTER & SUPPLIES	547415135352929	05/18/17	353.94	67824

GL Number	GL Desc	Vendor	Invoice Desc.	Invoice	Chk Date	Amount	Check
Check 67824							
582-544.000-925.000	TELEPHONE	BUSINESS CARD	SHIPPING, COMPUTER & SUPPLIES	547415135352929	05/18/17	16.89	67824
590-175.000-801.200	COMPUTER	BUSINESS CARD	SHIPPING, COMPUTER & SUPPLIES	547415135352929	05/18/17	37.25	67824
590-175.000-955.000	MISCELLANEOUS	BUSINESS CARD	SHIPPING, COMPUTER & SUPPLIES	547415135352929	05/18/17	28.09	67824
591-175.000-801.200	COMPUTER	BUSINESS CARD	SHIPPING, COMPUTER & SUPPLIES	547415135352929	05/18/17	37.25	67824
591-175.000-955.000	MISCELLANEOUS	BUSINESS CARD	SHIPPING, COMPUTER & SUPPLIES	547415135352929	05/18/17	28.09	67824
591-544.000-955.000	MISCELLANEOUS	BUSINESS CARD	SHIPPING, COMPUTER & SUPPLIES	547415135352929	05/18/17	11.05	67824
						695.18	
Total For Check 67824							
Check 67825							
582-175.000-955.000	MISCELLANEOUS	CARRIE BAKER	CREDIT REFUND	051617	05/18/17	20.00	67825
						20.00	
Total For Check 67825							
Check 67826							
582-175.000-955.000	MISCELLANEOUS	CASANDRA DOBSON	CREDIT REFUND	051617	05/18/17	59.00	67826
						59.00	
Total For Check 67826							
Check 67827							
591-544.000-930.000	REPAIRS & MAINTENANCE	CEM SUPPLY, INC	2" TRASH PUMP	2582071/1	05/18/17	468.78	67827
						468.78	
Total For Check 67827							
Check 67828							
582-175.000-801.000	CONTRACTUAL SERVICES	CHESTEY PUBLISHING	SIMPLY HERS MAY/JUNE	6336	05/18/17	25.00	67828
590-175.000-801.000	CONTRACTUAL SERVICES	CHESTEY PUBLISHING	SIMPLY HERS MAY/JUNE	6336	05/18/17	12.50	67828
591-175.000-801.000	CONTRACTUAL SERVICES	CHESTEY PUBLISHING	SIMPLY HERS MAY/JUNE	6336	05/18/17	12.50	67828
						50.00	
Total For Check 67828							
Check 67829							
582-175.000-930.000	REPAIRS & MAINTENANCE	CINTAS CORPORATION	MATS, TOWELS & RUGS	306624082	05/18/17	112.66	67829
582-175.000-930.000	REPAIRS & MAINTENANCE	CINTAS CORPORATION	MATS, RUGS & TOWELS	306621129	05/18/17	110.12	67829
582-543.000-726.000	SUPPLIES	CINTAS CORPORATION	RUGS	306624083	05/18/17	88.04	67829
582-543.000-726.000	SUPPLIES	CINTAS CORPORATION	RUGS	306621130	05/18/17	137.44	67829
582-544.000-726.800	SUPPLIES - OPERATIONS	CINTAS CORPORATION	MATS, TOWELS & RUGS	306624082	05/18/17	112.66	67829
582-544.000-726.800	SUPPLIES - OPERATIONS	CINTAS CORPORATION	MATS, RUGS & TOWELS	306621129	05/18/17	110.12	67829
590-175.000-930.000	REPAIRS & MAINTENANCE	CINTAS CORPORATION	MATS, TOWELS & RUGS	306624082	05/18/17	56.33	67829
590-175.000-930.000	REPAIRS & MAINTENANCE	CINTAS CORPORATION	MATS, RUGS & TOWELS	306621129	05/18/17	55.07	67829
590-546.000-726.800	SUPPLIES - OPERATIONS	CINTAS CORPORATION	MATS, TOWELS & RUGS	306624082	05/18/17	56.34	67829
590-546.000-726.800	SUPPLIES - OPERATIONS	CINTAS CORPORATION	MATS, RUGS & TOWELS	306621129	05/18/17	55.07	67829
591-175.000-930.000	REPAIRS & MAINTENANCE	CINTAS CORPORATION	MATS, TOWELS & RUGS	306624082	05/18/17	56.33	67829
591-175.000-930.000	REPAIRS & MAINTENANCE	CINTAS CORPORATION	MATS, RUGS & TOWELS	306621129	05/18/17	55.06	67829
591-544.000-726.800	SUPPLIES - OPERATIONS	CINTAS CORPORATION	MATS, TOWELS & RUGS	306624082	05/18/17	56.33	67829
591-544.000-726.800	SUPPLIES - OPERATIONS	CINTAS CORPORATION	MATS, RUGS & TOWELS	306621129	05/18/17	55.07	67829
						1,116.64	
Total For Check 67829							
Check 67830							
590-547.000-801.000	CONTRACTUAL SERVICES	CINTAS CORPORATION	FILL FIRST AID CABINET WWTP	5007717872	05/18/17	10.71	67830
590-547.000-801.000	CONTRACTUAL SERVICES	CINTAS CORPORATION	FILL FIRST AID CABINET WWTP	5007717872	05/18/17	7.62	67830
590-547.000-801.000	CONTRACTUAL SERVICES	CINTAS CORPORATION	FILL FIRST AID CABINET WWTP	5007717872	05/18/17	4.95	67830
590-547.000-801.000	CONTRACTUAL SERVICES	CINTAS CORPORATION	FILL FIRST AID CABINET WWTP	5007717872	05/18/17	6.19	67830
590-547.000-801.000	CONTRACTUAL SERVICES	CINTAS CORPORATION	FILL FIRST AID CABINET WWTP	5007717872	05/18/17	8.22	67830
590-547.000-801.000	CONTRACTUAL SERVICES	CINTAS CORPORATION	FILL FIRST AID CABINET WWTP	5007717872	05/18/17	7.65	67830
590-547.000-801.000	CONTRACTUAL SERVICES	CINTAS CORPORATION	FILL FIRST AID CABINET WWTP	5007717872	05/18/17	9.08	67830
590-547.000-801.000	CONTRACTUAL SERVICES	CINTAS CORPORATION	FILL FIRST AID CABINET WWTP	5007717872	05/18/17	14.01	67830
590-547.000-801.000	CONTRACTUAL SERVICES	CINTAS CORPORATION	FILL FIRST AID CABINET WWTP	5007717872	05/18/17	27.05	67830
590-547.000-801.000	CONTRACTUAL SERVICES	CINTAS CORPORATION	FILL FIRST AID CABINET WWTP	5007717872	05/18/17	16.29	67830

GL Number	GL Desc	Vendor	Invoice Desc.	Invoice	Chk Date	Amount	Check
Check 67830							
590-547.000-801.000	CONTRACTUAL SERVICES	CINTAS CORPORATION	FILL FIRST AID CABINET WWTP	5007717872	05/18/17	29.00	67830
590-547.000-801.000	CONTRACTUAL SERVICES	CINTAS CORPORATION	FILL FIRST AID CABINET WWTP	5007717872	05/18/17	11.95	67830
						152.72	
Total For Check 67830							
Check 67831							
582-175.000-820.000	PILOT	CITY OF HILLSDALE	APRIL PILOT	051717	05/18/17	64,986.12	67831
590-175.000-820.000	PILOT	CITY OF HILLSDALE	APRIL PILOT	051717	05/18/17	9,719.87	67831
591-175.000-820.000	PILOT	CITY OF HILLSDALE	APRIL PILOT	051717	05/18/17	5,783.14	67831
						80,489.13	
Total For Check 67831							
Check 67832							
582-175.000-726.200	OFFICE SUPPLIES	CURRENT OFFICE SOLUTI	SUPPLIES	586340-00	05/18/17	21.24	67832
582-175.000-726.200	OFFICE SUPPLIES	CURRENT OFFICE SOLUTI	LEASE/COPIES	285794	05/18/17	227.15	67832
582-175.000-726.200	OFFICE SUPPLIES	CURRENT OFFICE SOLUTI	OFFICE SUPPLIES	586882-00	05/18/17	3.34	67832
590-175.000-726.200	OFFICE SUPPLIES	CURRENT OFFICE SOLUTI	SUPPLIES	586340-00	05/18/17	10.63	67832
590-175.000-726.200	OFFICE SUPPLIES	CURRENT OFFICE SOLUTI	LEASE/COPIES	285794	05/18/17	113.58	67832
590-175.000-726.200	OFFICE SUPPLIES	CURRENT OFFICE SOLUTI	OFFICE SUPPLIES	586882-00	05/18/17	1.67	67832
591-175.000-726.200	OFFICE SUPPLIES	CURRENT OFFICE SOLUTI	SUPPLIES	586340-00	05/18/17	10.62	67832
591-175.000-726.200	OFFICE SUPPLIES	CURRENT OFFICE SOLUTI	LEASE/COPIES	285794	05/18/17	113.57	67832
591-175.000-726.200	OFFICE SUPPLIES	CURRENT OFFICE SOLUTI	OFFICE SUPPLIES	586882-00	05/18/17	1.67	67832
						503.47	
Total For Check 67832							
Check 67833							
590-546.000-930.980	REPIARS & MAINT. - SERVI	DUBOIS TRUCKING AND E	FILL FOR STATE ST. WATER LEAK	QB980	05/18/17	72.50	67833
						72.50	
Total For Check 67833							
Check 67834							
582-175.000-955.000	MISCELLANEOUS	EMILEE MOHLER	CREDIT REFUND	051617	05/18/17	39.96	67834
						39.96	
Total For Check 67834							
Check 67835							
591-544.000-726.800-1	SUPPLIES - OPERATIONS	ETNA	PACER FIRE HYDRANTS FOR REPLACEMEN	S102203636.001	05/18/17	5,700.00	67835
						5,700.00	
Total For Check 67835							
Check 67836							
590-547.000-930.000	REPAIRS & MAINTENANCE	EVOQUA WATER TECHNOLO	BALDE-WIPER REPLACEMENT NORTH CLAR	903097080	05/18/17	135.00	67836
						135.00	
Total For Check 67836							
Check 67837							
590-546.000-930.000	REPAIRS & MAINTENANCE	FAMILY FARM & HOME	AIR COMPRESSOR ACCESSORIES	00025/W	05/18/17	19.99	67837
590-546.000-930.000	REPAIRS & MAINTENANCE	FAMILY FARM & HOME	AIR COMPRESSOR ACCESSORIES	00025/W	05/18/17	19.99	67837
590-546.000-930.000	REPAIRS & MAINTENANCE	FAMILY FARM & HOME	AIR COMPRESSOR ACCESSORIES	00025/W	05/18/17	6.49	67837
590-546.000-930.000	REPAIRS & MAINTENANCE	FAMILY FARM & HOME	AIR COMPRESSOR ACCESSORIES	00025/W	05/18/17	4.99	67837
590-546.000-930.000	REPAIRS & MAINTENANCE	FAMILY FARM & HOME	AIR COMPRESSOR ACCESSORIES	00025/W	05/18/17	2.19	67837
590-546.000-930.000	REPAIRS & MAINTENANCE	FAMILY FARM & HOME	AIR COMPRESSOR ACCESSORIES	00025/W	05/18/17	2.19	67837
590-546.000-930.000	REPAIRS & MAINTENANCE	FAMILY FARM & HOME	AIR COMPRESSOR ACCESSORIES	00025/W	05/18/17	(4.99)	67837
590-546.000-930.000	REPAIRS & MAINTENANCE	FAMILY FARM & HOME	AIR COMPRESSOR ACCESSORIES	00025/W	05/18/17	(2.19)	67837
590-546.000-930.000	REPAIRS & MAINTENANCE	FAMILY FARM & HOME	AIR COMPRESSOR ACCESSORIES	00025/W	05/18/17	5.99	67837
590-546.000-930.000	REPAIRS & MAINTENANCE	FAMILY FARM & HOME	AIR COMPRESSOR ACCESSORIES	00025/W	05/18/17	2.19	67837
590-546.000-930.000	REPAIRS & MAINTENANCE	FAMILY FARM & HOME	AIR COMPRESSOR ACCESSORIES	00025/W	05/18/17	2.19	67837
						59.03	
Total For Check 67837							
Check 67838							
582-175.000-955.000	MISCELLANEOUS	GARY FRANSON	CREDIT REFUND	051617	05/18/17	114.00	67838
						114.00	
Total For Check 67838							



GL Number	GL Desc	Vendor	Invoice Desc.	Invoice	Chk Date	Amount	Check
Check 67838							
Total For Check 67838						114.00	
Check 67839							
590-547.000-930.000	REPAIRS & MAINTENANCE	GELZER & SON INC	SAWZALL BLADES	051017	05/18/17	22.49	67839
590-547.000-930.000	REPAIRS & MAINTENANCE	GELZER & SON INC	SAWZALL BLADES	051017	05/18/17	20.99	67839
Total For Check 67839						43.48	
Check 67840							
590-547.000-801.000	CONTRACTUAL SERVICES	GLOBAL ENVIRONMENTAL	CHRONIC TOXICITY TESTING ENDING MA	4045	05/18/17	300.00	67840
590-547.000-801.000	CONTRACTUAL SERVICES	GLOBAL ENVIRONMENTAL	CHRONIC TOXICITY TESTING ENDING MA	4045	05/18/17	300.00	67840
Total For Check 67840						600.00	
Check 67841							
582-175.000-955.000	MISCELLANEOUS	HAROLD BONDSTEEL	CREDIT REFUND	051617	05/18/17	9.46	67841
Total For Check 67841						9.46	
Check 67842							
590-547.000-726.900	SUPPLIES - LABORATORY	HEFFERNAN SOFT WATER	DISTILLED WATER	104649/104391/1	05/18/17	22.50	67842
590-547.000-726.900	SUPPLIES - LABORATORY	HEFFERNAN SOFT WATER	DISTILLED WATER	104649/104391/1	05/18/17	3.75	67842
590-547.000-726.900	SUPPLIES - LABORATORY	HEFFERNAN SOFT WATER	DISTILLED WATER WWTP LABORATORY	104259	05/18/17	37.50	67842
590-547.000-726.900	SUPPLIES - LABORATORY	HEFFERNAN SOFT WATER	DISTILLED WATER WWTP LABORATORY	104259	05/18/17	6.25	67842
Total For Check 67842						70.00	
Check 67843							
582-175.000-801.000	CONTRACTUAL SERVICES	HILLSDALE CO DISTRICT	SMALL CLAIMS	051717	05/18/17	421.47	67843
590-175.000-801.000	CONTRACTUAL SERVICES	HILLSDALE CO DISTRICT	SMALL CLAIMS	051717	05/18/17	210.74	67843
591-175.000-801.000	CONTRACTUAL SERVICES	HILLSDALE CO DISTRICT	SMALL CLAIMS	051717	05/18/17	210.73	67843
Total For Check 67843						842.94	
Check 67844							
582-175.000-905.000	PUBLISHING / NOTICES	HILLSDALE KIWANIS CLU	FLAG SUBSCRIPTION	05162017	05/18/17	15.00	67844
590-175.000-905.000	PUBLISHING / NOTICES	HILLSDALE KIWANIS CLU	FLAG SUBSCRIPTION	05162017	05/18/17	7.50	67844
591-175.000-905.000	PUBLISHING / NOTICES	HILLSDALE KIWANIS CLU	FLAG SUBSCRIPTION	05162017	05/18/17	7.50	67844
Total For Check 67844						30.00	
Check 67845							
582-175.000-905.000	PUBLISHING / NOTICES	HILLSDALE MEDIA GROUP	ADS	300010739	05/18/17	236.78	67845
590-175.000-905.000	PUBLISHING / NOTICES	HILLSDALE MEDIA GROUP	ADS	300010739	05/18/17	118.40	67845
591-175.000-905.000	PUBLISHING / NOTICES	HILLSDALE MEDIA GROUP	ADS	300010739	05/18/17	118.39	67845
Total For Check 67845						473.57	
Check 67846							
582-544.000-726.800	SUPPLIES - OPERATIONS	HILLSDALE TOWNSHIP FI	DOWN LINE / SPARKING LINES	17001	05/18/17	150.00	67846
Total For Check 67846						150.00	
Check 67847							
582-175.000-930.000	REPAIRS & MAINTENANCE	HOOP LAWN & SNOW, LLC	MOWING ALL SITES 4/30	04302017	05/18/17	600.00	67847
Total For Check 67847						600.00	
Check 67848							
582-175.000-955.000	MISCELLANEOUS	JACQUELINE HOUVENER	CREDIT REFUND	051617	05/18/17	61.00	67848
Total For Check 67848						61.00	
Check 67849							
582-175.000-955.000	MISCELLANEOUS	JAMISON MANAGMENT CO	CREDIT REFUND	051617	05/18/17	7.04	67849

GL Number	GL Desc	Vendor	Invoice Desc.	Invoice	Chk Date	Amount	Check
Check 67849							
			Total For Check 67849			7.04	
Check 67850							
582-175.000-955.000	MISCELLANEOUS	KATRINA MASON - BOLEN	CREDIT REFUND	051617	05/18/17	114.00	67850
			Total For Check 67850			114.00	
Check 67851							
590-547.000-861.000	TRAINING & SEMINARS	KEN KEASAL	REIMBURSEMENT	05122017	05/18/17	140.40	67851
			Total For Check 67851			140.40	
Check 67852							
582-543.000-726.000	SUPPLIES	KENDALL ELECTRIC	CONTROL PANEL BULBS	S105821537.001	05/18/17	9.12	67852
			Total For Check 67852			9.12	
Check 67853							
582-175.000-955.000	MISCELLANEOUS	KENDRA KOPE	CREDIT REFUND	051617	05/18/17	125.00	67853
			Total For Check 67853			125.00	
Check 67854							
582-175.000-801.000	CONTRACTUAL SERVICES	KUBRA DATA TRANSFER L	MONTHLY PROCESSING	110904	05/18/17	1,311.82	67854
582-175.000-801.000	CONTRACTUAL SERVICES	KUBRA DATA TRANSFER L	HBPU NEWSLETTER	110823	05/18/17	432.06	67854
590-175.000-801.000	CONTRACTUAL SERVICES	KUBRA DATA TRANSFER L	MONTHLY PROCESSING	110904	05/18/17	655.92	67854
590-175.000-801.000	CONTRACTUAL SERVICES	KUBRA DATA TRANSFER L	HBPU NEWSLETTER	110823	05/18/17	216.04	67854
591-175.000-801.000	CONTRACTUAL SERVICES	KUBRA DATA TRANSFER L	MONTHLY PROCESSING	110904	05/18/17	655.91	67854
591-175.000-801.000	CONTRACTUAL SERVICES	KUBRA DATA TRANSFER L	HBPU NEWSLETTER	110823	05/18/17	216.03	67854
			Total For Check 67854			3,487.78	
Check 67855							
582-175.000-955.000	MISCELLANEOUS	LANCE CONYNE	CREDIT REFUND	051617	05/18/17	45.00	67855
			Total For Check 67855			45.00	
Check 67856							
582-175.000-955.000	MISCELLANEOUS	LAURA TOMASELLO	CREDIT REFUND	051617	05/18/17	674.50	67856
			Total For Check 67856			674.50	
Check 67857							
582-175.000-955.000	MISCELLANEOUS	LAURIE ROSENBERG	CREDIT REFUND	051617	05/18/17	32.00	67857
			Total For Check 67857			32.00	
Check 67858							
582-175.000-955.000	MISCELLANEOUS	LEFERE REALTY	CREDIT REFUND	051617	05/18/17	48.16	67858
			Total For Check 67858			48.16	
Check 67859							
582-175.000-955.000	MISCELLANEOUS	MARGARET WELLS	CREDIT REFUND	051617	05/18/17	216.00	67859
			Total For Check 67859			216.00	
Check 67860							
582-543.000-920.300	UTILITIES - ELECTRIC	MATT ADAMS	REIMBURSEMENT	04092017	05/18/17	39.53	67860
			Total For Check 67860			39.53	
Check 67861							
590-547.000-801.000	CONTRACTUAL SERVICES	MERIT LABORATORIES	BEF COMPLIANCE TESTING	80842	05/18/17	1,130.00	67861
590-547.000-801.000	CONTRACTUAL SERVICES	MERIT LABORATORIES	BEF COMPLIANCE TESTING	80842	05/18/17	166.25	67861
			Total For Check 67861			1,296.25	

GL Number	GL Desc	Vendor	Invoice Desc.	Invoice	Chk Date	Amount	Check
Check 67862							
582-175.000-920.400	UTILITIES - GAS	MICH GAS UTILITIES	ADMIN/37 MONROE GEN	2111185982-0000	05/18/17	118.09	67862
590-175.000-920.400	UTILITIES - GAS	MICH GAS UTILITIES	ADMIN/37 MONROE GEN	2111185982-0000	05/18/17	59.05	67862
591-175.000-920.400	UTILITIES - GAS	MICH GAS UTILITIES	ADMIN/37 MONROE GEN	2111185982-0000	05/18/17	59.05	67862
Total For Check 67862						236.19	
Check 67863							
582-543.000-920.400	UTILITIES - GAS	MICHIGAN SOUTH CENTRA	NATURAL GAS FOR APRIL	H 04-17	05/18/17	688.75	67863
Total For Check 67863						688.75	
Check 67864							
582-544.000-920.500	UTILITIES - REFUSE	MODERN WASTE SYSTEMS	TRASH PICK - UP @ WAREHOUSE	54631	05/18/17	82.00	67864
590-546.000-920.500	UTILITIES - REFUSE	MODERN WASTE SYSTEMS	TRASH PICK - UP @ WAREHOUSE	54631	05/18/17	41.00	67864
590-546.000-930.000	REPAIRS & MAINTENANCE	MODERN WASTE SYSTEMS	MONTHLY SERVICE 5/1-5/31	54675	05/18/17	85.00	67864
591-544.000-920.500	UTILITIES - REFUSE	MODERN WASTE SYSTEMS	TRASH PICK - UP @ WAREHOUSE	54631	05/18/17	41.00	67864
Total For Check 67864						249.00	
Check 67865							
590-547.000-930.000	REPAIRS & MAINTENANCE	NEFCO	3" X 3" X 3/8" ANGLE 20FT	1723312	05/18/17	590.89	67865
590-547.000-930.000	REPAIRS & MAINTENANCE	NEFCO	3" X 3" X 3/8" ANGLE 20FT	1723312	05/18/17	20.00	67865
Total For Check 67865						610.89	
Check 67866							
590-547.000-726.900	SUPPLIES - LABORATORY	NORTH CENTRAL LABORAT	LABORATORY SUPPLIES WTP AND WWTP	389510	05/18/17	59.70	67866
590-547.000-726.900	SUPPLIES - LABORATORY	NORTH CENTRAL LABORAT	LABORATORY SUPPLIES WTP AND WWTP	389510	05/18/17	28.00	67866
591-545.000-930.000	REPAIRS & MAINTENANCE	NORTH CENTRAL LABORAT	LABORATORY SUPPLIES WTP AND WWTP	389510	05/18/17	28.00	67866
591-545.000-930.000	REPAIRS & MAINTENANCE	NORTH CENTRAL LABORAT	LABORATORY SUPPLIES WTP AND WWTP	389510	05/18/17	46.80	67866
591-545.000-930.000	REPAIRS & MAINTENANCE	NORTH CENTRAL LABORAT	LABORATORY SUPPLIES WTP AND WWTP	389510	05/18/17	19.19	67866
Total For Check 67866						181.69	
Check 67867							
582-175.000-955.000	MISCELLANEOUS	NORVILLE CRAMER	CREDIT REFUND	051617	05/18/17	131.00	67867
Total For Check 67867						131.00	
Check 67868							
582-175.000-726.200	OFFICE SUPPLIES	OFFICE 360	OFFICE SUPPLIES	849919	05/18/17	50.98	67868
582-175.000-726.200	OFFICE SUPPLIES	OFFICE 360	OFFICE SUPPLIES	846951	05/18/17	80.17	67868
590-175.000-726.200	OFFICE SUPPLIES	OFFICE 360	OFFICE SUPPLIES	849919	05/18/17	25.50	67868
590-175.000-726.200	OFFICE SUPPLIES	OFFICE 360	OFFICE SUPPLIES	846951	05/18/17	40.09	67868
591-175.000-726.200	OFFICE SUPPLIES	OFFICE 360	OFFICE SUPPLIES	849919	05/18/17	25.49	67868
591-175.000-726.200	OFFICE SUPPLIES	OFFICE 360	OFFICE SUPPLIES	846951	05/18/17	40.08	67868
Total For Check 67868						262.31	
Check 67869							
582-175.000-801.000	CONTRACTUAL SERVICES	ONLINE INFORMATION SE	MONTHLY PROCESSING	783303	05/18/17	75.42	67869
590-175.000-801.000	CONTRACTUAL SERVICES	ONLINE INFORMATION SE	MONTHLY PROCESSING	783303	05/18/17	37.72	67869
591-175.000-801.000	CONTRACTUAL SERVICES	ONLINE INFORMATION SE	MONTHLY PROCESSING	783303	05/18/17	37.71	67869
Total For Check 67869						150.85	
Check 67870							
582-175.000-955.000	MISCELLANEOUS	PAM CUTCHALL	CREDIT REFUND	051617	05/18/17	25.20	67870
Total For Check 67870						25.20	
Check 67871							
582-175.000-955.000	MISCELLANEOUS	PAMELA OR DOUGLAS FOU	CREDIT REFUND	051617	05/18/17	211.80	67871

GL Number	GL Desc	Vendor	Invoice Desc.	Invoice	Chk Date	Amount	Check
Check 67871							
Total For Check 67871						211.80	
Check 67872							
582-543.000-726.000	SUPPLIES	PERFORMANCE AUTOMOTIV	PENETRATING OIL	10284-1213684	05/18/17	7.98	67872
591-544.000-740.000	FUEL AND LUBRICANTS	PERFORMANCE AUTOMOTIV	10W30 OIL, AUTO MINILAMP	1-11211099	05/18/17	24.98	67872
591-544.000-930.000	REPAIRS & MAINTENANCE	PERFORMANCE AUTOMOTIV	10W30 OIL, AUTO MINILAMP	1-11211099	05/18/17	1.79	67872
Total For Check 67872						34.75	
Check 67873							
582-175.000-801.000	CONTRACTUAL SERVICES	PLANT MORAN, PLLC	PROFESSIONAL SERVICES	1432357	05/18/17	3,287.55	67873
582-175.000-801.000	CONTRACTUAL SERVICES	PLANT MORAN, PLLC	PROFESSIONAL SERVICES	1434967	05/18/17	591.25	67873
590-175.000-801.000	CONTRACTUAL SERVICES	PLANT MORAN, PLLC	PROFESSIONAL SERVICES	1432357	05/18/17	1,643.78	67873
590-175.000-801.000	CONTRACTUAL SERVICES	PLANT MORAN, PLLC	PROFESSIONAL SERVICES	1434967	05/18/17	295.62	67873
591-175.000-801.000	CONTRACTUAL SERVICES	PLANT MORAN, PLLC	PROFESSIONAL SERVICES	1432357	05/18/17	1,643.77	67873
591-175.000-801.000	CONTRACTUAL SERVICES	PLANT MORAN, PLLC	PROFESSIONAL SERVICES	1434967	05/18/17	295.63	67873
Total For Check 67873						7,757.60	
Check 67874							
582-543.000-930.000	REPAIRS & MAINTENANCE	POINT RENTAL & SALES	MOWER DECK BELT	63314	05/18/17	72.22	67874
Total For Check 67874						72.22	
Check 67875							
582-000.000-110.000	INVENTORY	POWERLINE SUPPLY	INVENTORY	56142675	05/18/17	252.48	67875
582-544.000-861.000	TRAINING & SEMINARS	POWERLINE SUPPLY	RUBBER GLOVE TESTING	56140593	05/18/17	216.00	67875
Total For Check 67875						468.48	
Check 67876							
582-543.000-742.000	CLOTHING / UNIFORMS	POWERS CLOTHING, INC.	OPERATOR UNIFORMS	7729	05/18/17	265.00	67876
582-543.000-742.000	CLOTHING / UNIFORMS	POWERS CLOTHING, INC.	OPERATOR UNIFORMS	7729	05/18/17	101.50	67876
582-543.000-742.000	CLOTHING / UNIFORMS	POWERS CLOTHING, INC.	OPERATOR UNIFORMS	7729	05/18/17	280.50	67876
582-543.000-742.000	CLOTHING / UNIFORMS	POWERS CLOTHING, INC.	OPERATOR UNIFORMS	7729	05/18/17	184.00	67876
582-543.000-742.000	CLOTHING / UNIFORMS	POWERS CLOTHING, INC.	OPERATOR UNIFORMS	7729	05/18/17	99.05	67876
582-544.000-742.000	CLOTHING / UNIFORMS	POWERS CLOTHING, INC.	UNIFORMS 2017	7727/7730/7731	05/18/17	6,790.10	67876
590-547.000-742.000	CLOTHING / UNIFORMS	POWERS CLOTHING, INC.	UNIFORMS 2017	7727/7730/7731	05/18/17	1,839.20	67876
591-544.000-742.000	CLOTHING / UNIFORMS	POWERS CLOTHING, INC.	UNIFORMS 2017	7727/7730/7731	05/18/17	1,981.25	67876
Total For Check 67876						11,540.60	
Check 67877							
590-547.000-727.500	SUPPLIES - CHLORINE	RS TECHNICAL SERVICES	PARTS FOR CHLORINE INJECTION SYSTE	19766	05/18/17	50.00	67877
590-547.000-727.500	SUPPLIES - CHLORINE	RS TECHNICAL SERVICES	PARTS FOR CHLORINE INJECTION SYSTE	19766	05/18/17	100.00	67877
590-547.000-727.500	SUPPLIES - CHLORINE	RS TECHNICAL SERVICES	PARTS FOR CHLORINE INJECTION SYSTE	19766	05/18/17	40.00	67877
590-547.000-727.500	SUPPLIES - CHLORINE	RS TECHNICAL SERVICES	PARTS FOR CHLORINE INJECTION SYSTE	19766	05/18/17	40.00	67877
590-547.000-727.500	SUPPLIES - CHLORINE	RS TECHNICAL SERVICES	PARTS FOR CHLORINE INJECTION SYSTE	19766	05/18/17	25.00	67877
590-547.000-727.500	SUPPLIES - CHLORINE	RS TECHNICAL SERVICES	PARTS FOR CHLORINE INJECTION SYSTE	19766	05/18/17	2.00	67877
590-547.000-727.500	SUPPLIES - CHLORINE	RS TECHNICAL SERVICES	PARTS FOR CHLORINE INJECTION SYSTE	19766	05/18/17	16.00	67877
590-547.000-727.500	SUPPLIES - CHLORINE	RS TECHNICAL SERVICES	PARTS FOR CHLORINE INJECTION SYSTE	19766	05/18/17	90.00	67877
Total For Check 67877						363.00	
Check 67878							
590-546.000-801.000	CONTRACTUAL SERVICES	SAFETY SYSTEMS, INC	QUARTERLY LEASE MAINT. AND MONITOR	469467	05/18/17	165.00	67878
Total For Check 67878						165.00	
Check 67879							
582-175.000-955.000	MISCELLANEOUS	SHANNON BLANKENSHIP	CREDIT REFUND	051617	05/18/17	90.00	67879
Total For Check 67879						90.00	

GL Number	GL Desc	Vendor	Invoice Desc.	Invoice	Chk Date	Amount	Check
Check 67880							
582-175.000-925.000	TELEPHONE	SPRINT	SPRINT BILL & IPAD ALLOCATION	893827215-115	05/18/17	13.63	67880
582-543.000-925.000	TELEPHONE	SPRINT	SPRINT BILL & IPAD ALLOCATION	893827215-115	05/18/17	393.25	67880
590-547.000-925.000	TELEPHONE	SPRINT	SPRINT BILL & IPAD ALLOCATION	893827215-115	05/18/17	79.32	67880
591-175.000-925.000	TELEPHONE	SPRINT	SPRINT BILL & IPAD ALLOCATION	893827215-115	05/18/17	6.81	67880
591-544.000-925.000	TELEPHONE	SPRINT	SPRINT BILL & IPAD ALLOCATION	893827215-115	05/18/17	144.78	67880
Total For Check 67880						637.79	
Check 67881							
591-543.000-801.000	CONTRACTUAL SERVICES	STATE OF MICHIGAN MDE	DRINKING WATER LABORATORY CERTIFIC	761-8167360	05/18/17	2,610.56	67881
Total For Check 67881						2,610.56	
Check 67882							
582-175.000-955.000	MISCELLANEOUS	THOMAS BUNDT	CREDIT REFUND	051617	05/18/17	5.00	67882
Total For Check 67882						5.00	
Check 67883							
582-175.000-806.000	LEGAL SERVICES	TRAVELERS INSURANCE C	LEGAL SERVICES	000520031	05/18/17	204.62	67883
590-175.000-806.000	LEGAL SERVICES	TRAVELERS INSURANCE C	LEGAL SERVICES	000520031	05/18/17	102.32	67883
591-175.000-806.000	LEGAL SERVICES	TRAVELERS INSURANCE C	LEGAL SERVICES	000520031	05/18/17	102.31	67883
Total For Check 67883						409.25	
Check 67884							
590-547.000-726.900	SUPPLIES - LABORATORY	USABLUEBOOK	FERROUS PUMP SUPPLIES, LAB SUPPLIE	248590/248130	05/18/17	24.95	67884
590-547.000-726.900	SUPPLIES - LABORATORY	USABLUEBOOK	WWTP LABORATORY SUPPLIES	253136	05/18/17	43.90	67884
590-547.000-726.900	SUPPLIES - LABORATORY	USABLUEBOOK	WWTP LABORATORY SUPPLIES	253136	05/18/17	16.68	67884
590-547.000-930.000	REPAIRS & MAINTENANCE	USABLUEBOOK	FERROUS PUMP SUPPLIES, LAB SUPPLIE	248590/248130	05/18/17	119.10	67884
590-547.000-930.000	REPAIRS & MAINTENANCE	USABLUEBOOK	FERROUS PUMP SUPPLIES, LAB SUPPLIE	248590/248130	05/18/17	60.95	67884
590-547.000-930.000	REPAIRS & MAINTENANCE	USABLUEBOOK	FERROUS PUMP SUPPLIES, LAB SUPPLIE	248590/248130	05/18/17	29.95	67884
590-547.000-930.000	REPAIRS & MAINTENANCE	USABLUEBOOK	FERROUS PUMP SUPPLIES, LAB SUPPLIE	248590/248130	05/18/17	12.99	67884
590-547.000-930.000	REPAIRS & MAINTENANCE	USABLUEBOOK	FERROUS PUMP SUPPLIES, LAB SUPPLIE	248590/248130	05/18/17	23.95	67884
590-547.000-930.900	REPAIRS & MAINT - LABORA	USABLUEBOOK	FERROUS PUMP SUPPLIES, LAB SUPPLIE	248590/248130	05/18/17	45.95	67884
590-547.000-930.900	REPAIRS & MAINT - LABORA	USABLUEBOOK	FERROUS PUMP SUPPLIES, LAB SUPPLIE	248590/248130	05/18/17	25.24	67884
Total For Check 67884						403.66	
Check 67885							
582-175.000-905.000	PUBLISHING / NOTICES	WCSR	HIGH SCHOOL SPORTS	131-00045-003	05/18/17	182.50	67885
590-175.000-905.000	PUBLISHING / NOTICES	WCSR	HIGH SCHOOL SPORTS	131-00045-003	05/18/17	91.25	67885
591-175.000-905.000	PUBLISHING / NOTICES	WCSR	HIGH SCHOOL SPORTS	131-00045-003	05/18/17	91.25	67885
Total For Check 67885						365.00	
Check 67886							
582-175.000-955.000	MISCELLANEOUS	WELLS FARGO MORTGAGE	CREDIT REFUND	051617	05/18/17	18.32	67886
Total For Check 67886						18.32	
Check 67887							
590-546.000-930.000	REPAIRS & MAINTENANCE	WHITES WELDING SERVIC	REBUILD AIR COMPRESSOR TOUNGE	82926	05/18/17	300.00	67887
590-547.000-930.000	REPAIRS & MAINTENANCE	WHITES WELDING SERVIC	WELD SEWER HOOK, WELD TELESCOPIC V	82920	05/18/17	50.00	67887
590-547.000-930.000	REPAIRS & MAINTENANCE	WHITES WELDING SERVIC	WELD SEWER HOOK, WELD TELESCOPIC V	82920	05/18/17	40.00	67887
Total For Check 67887						390.00	
Check 67888							
590-546.000-801.000	CONTRACTUAL SERVICES	WIN - 911	ANNUAL RENEWAL OF SOFTWARE AND MAI	1704051661	05/18/17	990.00	67888
Total For Check 67888						990.00	
Check 67889							

GL Number	GL Desc	Vendor	Invoice Desc.	Invoice	Chk Date	Amount	Check
Check 67889 582-175.000-801.000	CONTRACTUAL SERVICES	WORKHEALTH-QUINCY, PL	DOT PX	4296	05/18/17	127.00	67889
			Total For Check 67889			<u>127.00</u>	
Check 67890 582-175.000-955.000	MISCELLANEOUS	YVONNE FEDRICK	CREDIT REFUND	051617	05/18/17	5.34	67890
			Total For Check 67890			<u>5.34</u>	

GL Number	GL Desc	Vendor	Invoice Desc.	Invoice	Chk Date	Amount	Check
			Fund Totals:				
			Fund 582 ELECTRIC FUND			119,554.46	
			Fund 590 SEWER FUND			25,844.30	
			Fund 591 WATER FUND			22,379.07	
			Total For All Funds:			<hr/>	167,777.83

## CITY COUNCIL MINUTES

City of Hillsdale

May 15, 2017

7:00 P.M.

Regular Meeting

### **Call to Order and Pledge of Allegiance**

Mayor Scott Sessions opened the meeting with the Pledge of Allegiance.

### **Roll Call**

Mayor Scott Sessions called the meeting to order.

Council Members present:	Scott M. Sessions, Mayor Adam Stockford, Ward 1 Brian Watkins, Ward 1 Timothy Dixon, Ward 2 William Morrissey, Ward 2 Bruce Sharp, Ward 3 William Zeiser, Ward 3 Matthew Bell, Ward 4 Patrick Flannery, Ward 4
--------------------------	--

Council Members absent:	None
-------------------------	------

Also present were: City Manager David Mackie, City Clerk Stephen M. French, City Attorney John Lovinger, City Attorney Tom Thompson, Bonnie Tew (Finance), Scott Hephner (HCPD/HCFD), Jake Hammel (DPS), Mike Barber (BPU), Chris McArthur (BPU), Alan Beeker (Zoning), Julie Beeker (Treasurer), John DeBacker (Zoning Board of Appeals), Laura Smith (Planning Commission), Scott Pienta (Hillsdale TV), Rick Caswell (Mastec), Bryan Monegham (Mastec), Andy Fitz (Mastec), Steve Wells (Mastec), Mike Flynn (WCSR), Corey Murray (Hillsdale Daily News), Lincoln Miller, Brian Norman, Ken Joswiak, Kevin Wolcott, Hermalinda Marshall, Paul Marshall, Dennis Wainscott, Ted Jansen, Don Scoville, James Galloway, and Ray Briner.

### **Approval of Agenda**

City Manager Mackie noted a typographical error had been corrected on Attachment A with the Interdepartmental Loan between the Cemetery Perpetual Care Fund Resolution and the corrected version had been distributed to Council Members at the meeting.



Council Member Watkins, seconded by Council Member Bell, moved to approve the May 15, 2017 agenda as presented. By a voice vote, the motion carried unanimously.

**Public Comment**

Mr. John DeBacker of the Hillsdale Zoning Board of Appeals spoke in opposition to the proposed placement of the wireless communication tower on West Fayette Street. Mr. DeBacker argued the tower could be placed in a more appropriate location or co-located on an existing communication tower within the city. Mr. DeBacker stated the city should demand a higher monthly lease payment for the tower and perhaps require an agreement similar to an oil lease, with additional financial royalties and incentives.

Mr. Kevin Wolcott, 97 Westwood, spoke in favor of the communications tower and stated the tower would provide a vital service to the citizens and public safety officials within the City of Hillsdale. Mr. Wolcott argued the placement of the wireless communication would not negatively affect the area any more than the railroad yard or fast food restaurants that were in the immediate vicinity.

Mr. Jack McLain, 1445 Bunn Road, requested the City Engineer produce a report on the construction of the communications tower as submitted by Mastec. Mr. McLain argued that if the tower fell, it would fall across the nearby river.

**Consent Agenda**

- A. Approval of Bills
  - 1. City Claims of May 5, 2017: \$145,679.24
  - 2. BPU Claims of May 5, 2017: \$165,316.13
  - 3. Payroll of May 4, 2017: \$148,249.95
- B. City Council Minutes of May 1, 2017 Regular Meeting
- C. Cemetery Board Meeting Minutes of February 2, 2017
- D. Shade Tree Committee Minutes of May 3, 2017
- E. April 2017 Code Enforcement Report
- F. Hillsdale Policy Group Progress Report

Council Member Flannery, seconded by Council Member Zeiser, moved to approve the Consent Agenda as presented.

Roll call:	Council Member Bell	Aye
	Council Member Dixon	Aye
	Council Member Flannery	Aye
	Council Member Morrisey	Aye
	Council Member Sharp	Aye
	Council Member Stockford	Aye
	Council Member Watkins	Aye

Council Member Zeiser  
Mayor Sessions

Aye  
Aye

Motion passed 9-0.

**Communications/Petitions**

No communications or petitions were on the meeting agenda.

**Introduction and Adoption of Ordinance/Public Hearing**

A. Public Hearing: FY2018 City Budget

Mayor Sessions opened a public hearing at 7:07 p.m. to receive public comments regarding the FY2018 City Budget.

No comments were received.

Mayor Sessions closed the public hearing at 7:08 p.m.

City Manager Mackie stated the various resolutions would be presented to Council at the June 5, 2017 meeting to approve the budget and to levy taxes for the following year.

Responding to a question from Council Member Bell, City Manager Mackie stated city staff did not anticipate making any additional changes to the proposed budget document prior to the June 5, 2017 Council meeting.

B. Public Hearing for the AT&T Communications Tower

Mayor Sessions opened a public hearing at 7:10 p.m. to receive public comments regarding a request from the Mastec Corporation, on behalf of AT&T, to construct a new wireless communications tower on city property located at 60 W. Fayette St.

Mr. Jack McLain questioned if an on-going rezoning process that had been initiated through the Planning Commission would impact the construction application for the tower. Mr. McLain also questioned if the tower would be constructed in a wetlands or flood plain area.

Mr. Dennis Wainscott, 34 Garden Street, questioned the distance of the tower from Fayette Street, who would be responsible for constructing the access road, and the range of the tower compared to alternative sites in the city. Mr. Wainscott voiced support for the project as it would improve wireless phone service in the area, which would be especially vital during an emergency situation.

Mr. Ted Jansen, 104 Hillsdale Street, voiced support for the project and noted there was another tower only three blocks away at the Sheriff's Department. Mr. Jansen stated all of the other locations that had been researched did not meet the requirements of AT&T. Mr. Jansen stated perhaps the city could require the applicant to construct a larger parking lot at the tower site that could be used to accommodate the users of the nearby recreational trail. Mr. Jansen finalized his comments by encouraging the city to allocate the revenues received from the tower lease to the city's recreational programs.

Ms. Laura Smith voiced opposition to the location of the tower and encouraged the Council Members to delay approval of the site plan until alternative locations could be reviewed by city staff and Mastec. Ms. Smith discussed the Planning Commission's approval of the application, which had met all of the criteria outlined in the city's ordinances regarding communications towers. However, Ms. Smith stated the proposed site did not fit with the city's Master Plan and the application should be rejected by the City Council.

Mr. Lincoln Miller, 189 State Street, spoke in favor of the communications tower as the benefits of the tower outweighed the benefits of the passive recreational activities that were near the site. Mr. Miller stated his wife utilized the walking path on a daily basis and argued the new tower would not have a negative effect on those walking in the immediate area. Mr. Miller stated the site was properly zoned and city staff had exhausted any alternative locations for the tower.

Ms. Laura Smith encouraged the Council to delay action on the application until alternative locations could be researched.

Mr. Miller responded that city staff had vetted all of the alternative locations that had been considered for the project.

Mr. DeBacker stated the staff at WCSR had not received a final response from the applicant regarding the possibility of utilizing the radio station's tower for the AT&T equipment. Mr. DeBacker also encouraged AT&T customers with poor service to switch to other providers who had better coverage in the area. Mr. DeBacker stated there could be harm to the wildlife in the area if the tower was constructed in the immediate area.

Mr. Jack McLain questioned if the city had completed thorough site review to determine the area was clear of hazardous materials, as required in the lease agreement.

Mr. Ted Jansen encouraged the Council Members to request higher lease payments than what was proposed by the applicant.

Mayor Sessions closed the public hearing at 7:31 p.m.

### **Unfinished Business**

There was no Unfinished Business on the agenda.

**Old Business**

There was no Old Business on the meeting agenda.

**New Business****A. Site Plan and Lease Approval for the AT&T Communications Tower**

Zoning Administrator Alan Beeker provided a brief review of the request from Mastec to construct a new communications tower, which had been initiated nearly one year ago. Mr. Beeker stated city staff and Mastec had established four criteria for proper placement of the tower including a quarter-mile radius from the center-point location, the correct zoning, appropriate fall radius, and a site not within a flood plain or wetlands. Mr. Beeker stated the applicant had explored a number of potential locations including the former Stock's Mill site, co-locating on the WCSR radio tower, the city's Industrial Park, and on Hillsdale College property.

Mr. Beeker noted the Planning Commission had approved the site plan as presented by the applicant, but had requested the parties explore alternate locations for the tower prior to final approval from the Council. Mr. Beeker stated the Planning Commission's request had been reviewed and no alternate locations had been found to be appropriate.

Council Member Zeiser discussed the thorough process that had been undertaken by the applicant and city staff to find a suitable location for the communications tower.

Responding to a question from Council Member Stockford, Mr. Beeker stated all due diligence had been considered and completed in regards to this application.

Council Member Watkins questioned if potential locations were automatically eliminated from consideration if the property was not properly zoned. Mr. Beeker stated all locations were considered regardless of zoning, as special use permits or rezoning applications could have been proposed.

Mr. Andy Fitz, representing the Mastec Corporation, discussed the process utilized by the company to select communication tower sites. Mr. Fitz addressed Mr. Wainscott's earlier questions by reporting the company did review possibility of co-locating on the WCSR tower; however, the existing tower was located in a floodplain and could not support for the weight of the new AT&T equipment that would need to be placed on the tower. Mr. Fitz also indicated the Mastec Corporation would be responsible for the landscaping, access road, and fencing in regards to the proposed site plan. Mr. Fitz stated there was no specific range of coverage for the communications tower and no other alternative location had been found to the proposed site on West Fayette Street.

Mr. Rick Cogswell, Project Manager for the Mastec Corporation, discussed the alternate sites that were reviewed, including the WSCR and Hillsdale County Sheriff's Department towers and a location on the Hillsdale College campus. Mr. Cogswell noted that due to the downtown topography, the site location was very limited to an approximate radius of one-quarter mile.

Council Member Bell questioned if the maximum search area could be shifted to a different location in the city. Mr. Cogswell stated the new communications tower must be a certain distance from an existing tower, while maximizing the number of customers served by the new tower. Mr. Cogswell noted the tower location was very limited based on the engineering requirements from AT&T.

Council Member Sharp discussed the poor wireless phone service in many parts of the city, which caused many residents to rely on land-line phones. Council Member Sharp stated cell phone service was very important in emergency situations and during a utility outage.

Responding to a question from Council Member Sharp, Mr. Cogswell stated the communications tower was engineered to withstand winds of 90 miles per hour.

Mayor Sessions voiced support for the proposed site plan and stated reliable wireless phone service was vital in emergency situations.

Council Member Stockford also discussed the importance of reliable cell phone service during emergency situations and noted many 911 calls had been dropped due to poor service reception.

Council Member Zeiser noted the nearby Sprint tower was 50 feet taller than the proposed AT&T tower, while the WCSR tower was almost twice as tall. Council Member Zeiser discussed the thorough review that had been completed by city staff for this site plan and commended their diligence during the process.

Council Member Sharp, seconded by Council Member Morrisey, moved to approve the Site Plan and Lease Approval for the AT&T Communications Tower as presented.

Roll call:	Council Member Bell	Aye
	Council Member Dixon	Aye
	Council Member Flannery	Aye
	Council Member Morrisey	Aye
	Council Member Sharp	Aye
	Council Member Stockford	Aye
	Council Member Watkins	Aye
	Council Member Zeiser	Aye
	Mayor Sessions	Aye

Motion passed 9-0.

B. **Resolution 3309:** A Resolution Authorizing an Interdepartmental Loan Between the Cemetery Perpetual Care Fund and the City of Hillsdale General Fund - Fire Department and Repayment Thereof.

City Manager Mackie reviewed the staff recommendation, which would allow an interdepartmental loan between the two funds to facilitate the purchase of a new fire engine. City Manager Mackie stated the Cemetery Fund would receive a very competitive return, while the city would have a lower

interest rate than what had been submitted by outside lenders. City Manager Mackie stated the city anticipated the delivery of the new fire engine in early July 2017.

Finance Director Tew stated the recommendation was similar to an interdepartmental loan that had been completed between the Cemetery Perpetual Care Fund and the library in 2010. Ms. Tew noted the 2.8% return for loan was higher than any investment options currently available to the cemetery fund.

Council Member Watkins questioned the allowable expenses from the perpetual care fund to the cemeteries. Finance Director Tew stated the fund provided approximately \$12,000 to \$20,000 of annual interest that was used to offset the routine maintenance of the cemeteries. Ms. Tew noted the expense budget for the cemeteries averaged \$120,000 per year.

City Attorney Thompson provided information on the legal review that had been conducted in regards to the staff recommendation. Attorney Thompson stated a Security Agreement and Promissory Note would be drafted to protect the assets of the Perpetual Care Fund.

Council Member Flannery, seconded by Council Member Watkins, moved to adoption Resolution 3309: A Resolution Authorizing an Interdepartmental Loan between the Cemetery Perpetual Care Fund and the City of Hillsdale General Fund - Fire Department and Repayment Thereof.

Roll call:	Council Member Bell	Aye
	Council Member Dixon	Aye
	Council Member Flannery	Aye
	Council Member Morrissey	Aye
	Council Member Sharp	Aye
	Council Member Stockford	Aye
	Council Member Watkins	Aye
	Council Member Zeiser	Aye
	Mayor Sessions	Aye

Motion passed 9-0.

**Miscellaneous**

Council Member Watkins, seconded by Council Member Flannery, moved to appoint Mr. Eric Hoffman to the Hillsdale Board of Public Utilities (BPU). By a voice vote, the motion passed unanimously.

**City Manager's Report**

City Manager Mackie:

1. Thanked everyone for attending the meeting and offering comments regarding the communication tower.

2. The announcement of the Infrastructure Capacity Enhancement (ICE) Grant was scheduled for the week of May 22, 2017 and the city remained cautiously optimistic on receiving funding assistance for the Garden-Mead-Vine-Rippon Streets Project.
3. Noted Council Member Watkins had distributed a draft update to the city's Communications Tower Ordinance, which had been shared with the City Attorney and would be placed on the June 5, 2017 agenda for discussion.
4. Both the Library and the Housing Commission continued to solicit applications for their respective director vacancies.
5. A training session for Council Members would be scheduled in June or July 2017 in regards to the new state regulations involving the medical marijuana issue.
6. Invited everyone to attend the next "Coffee with Council" on May 17, 2017 at Rough Draft, 42 Union Street.

### **General Public Comment**

Mr. Ted Jansen stated the lease revenue from the communications tower should be allocated to the parks, due to the many improvements that were necessary.

Mr. James Galloway, 9 Rippon Street, voiced support for the communications tower and questioned how the city drafted the ordinances. Mr. Galloway finalized his comments by thanking Council Members for their service to the community.

Mr. Corey Murray noted the poor appearance of Lakeview Cemetery and encouraged staff to mow and trim the grass before the Memorial Day holiday.

Mr. Kevin Wolcatt, 97 Westwood Street, questioned if it was permissible for residents to voluntarily clean the city creeks and for children to play in those areas.

DPS Director Hammel reported city staff had concentrated their attention on opening the city parks and would begin the spring clean-up of the cemeteries during the week of May 22<sup>nd</sup>. Mr. Hammel also recognized the efforts of city staff and volunteers who spread mulch and planted grass seed throughout areas of Sandy Beach during the past weekend.

### **Council Comments**

Council Member Sharp thanked everyone who attended the meeting and commented on the installation of the new communications tower.

Council Member Stockford encouraged the public to attend the "Coffee with Council" event on May 17<sup>th</sup> at Rough Draft.

Mayor Sessions also thanked everyone who had attended the meeting and participated with the evening's discussion.

**Adjournment**

Council Member Watkins, seconded by Council Member Stockford, moved to adjourn the meeting. By a voice vote, the motion passed unanimously.

The meeting adjourned at 8:50 p.m.

\_\_\_\_\_  
Scott M. Sessions, Mayor

\_\_\_\_\_  
Stephen M. French, City Clerk



Fund 101 GENERAL FUND

GL Number	Description	Balance
*** Assets ***		
101-000.000-001.000	CHECKING ACCOUNT - COMMON	352,062.50
101-000.000-001.009	CHECKING ACCOUNT - USDA GRANT FUN	29,146.01
101-000.000-004.000	CASH ON HAND	1,600.00
101-000.000-018.000	INVESTMENTS - OTHER CD'S	900,000.00
101-000.000-020.000	INVESTMENTS - MBIA/CLASS	631,822.96
101-000.000-049.000	SPECIAL ASSESSMENTS DEFERRED	73,834.00
101-000.000-084.000	DUE FROM OTHER FUNDS	3,206.36
101-000.000-084.582	DUE FROM UTILITIES DEPARTMENT	4,749.50
101-000.000-084.588	DUE FROM DIAL-A-RIDE	54,748.05
101-000.000-123.000	PREPAID EXPENSES	40,195.75
<b>Total Assets</b>		<b>2,091,365.13</b>
*** Liabilities ***		
101-000.000-214.000	DUE TO OTHER FUNDS	36,318.00
101-000.000-228.003	DUE TO MMERS-RETIREMENT CONT.	6,868.53
101-000.000-228.100	DUE TO MMERS - RETIREMENT CONT. B	28,092.22
101-000.000-230.000	DUE TO OTHER UNITS OF GOVT.	(18,262.00)
101-000.000-339.443	DEFERRED REV - SPECIAL ASSMNT	73,834.00
<b>Total Liabilities</b>		<b>126,850.75</b>
*** Fund Balance ***		
101-000.000-390.000	FUND BALANCE	913,097.15
<b>Total Fund Balance</b>		<b>913,097.15</b>
<b>Beginning Fund Balance</b>		<b>913,097.15</b>
<b>Net of Revenues VS Expenditures</b>		<b>1,051,417.23</b>
<b>Ending Fund Balance</b>		<b>1,964,514.38</b>
<b>Total Liabilities And Fund Balance</b>		<b>2,091,365.13</b>

Fund 202 MAJOR ST./TRUNKLINE FUND

GL Number	Description	Balance
*** Assets ***		
202-000.000-001.000	CHECKING ACCOUNT - COMMON	346,390.25
<b>Total Assets</b>		<b>346,390.25</b>
*** Liabilities ***		
<b>Total Liabilities</b>		<b>0.00</b>
*** Fund Balance ***		
202-000.000-390.000	FUND BALANCE	297,014.08
<b>Total Fund Balance</b>		<b>297,014.08</b>
<b>Beginning Fund Balance</b>		<b>297,014.08</b>
<b>Net of Revenues VS Expenditures</b>		<b>49,376.17</b>
<b>Ending Fund Balance</b>		<b>346,390.25</b>
<b>Total Liabilities And Fund Balance</b>		<b>346,390.25</b>

Fund 203 LOCAL ST. FUND

GL Number	Description	Balance
*** Assets ***		
203-000.000-001.000	CHECKING ACCOUNT - COMMON	7,344.70
<b>Total Assets</b>		<b>7,344.70</b>
*** Liabilities ***		
<b>Total Liabilities</b>		<b>0.00</b>
*** Fund Balance ***		
203-000.000-390.000	FUND BALANCE	124,794.93
<b>Total Fund Balance</b>		<b>124,794.93</b>
<b>Beginning Fund Balance</b>		<b>124,794.93</b>
<b>Net of Revenues VS Expenditures</b>		<b>(117,450.23)</b>
<b>Ending Fund Balance</b>		<b>7,344.70</b>
<b>Total Liabilities And Fund Balance</b>		<b>7,344.70</b>

Fund 208 RECREATION FUND

GL Number	Description	Balance
*** Assets ***		
208-000.000-001.000	CHECKING ACCOUNT - COMMON	8,444.88
208-000.000-004.000	CASH ON HAND	100.00
<b>Total Assets</b>		<b>8,544.88</b>
*** Liabilities ***		
<b>Total Liabilities</b>		<b>0.00</b>
*** Fund Balance ***		
208-000.000-390.000	FUND BALANCE	9,564.03
<b>Total Fund Balance</b>		<b>9,564.03</b>
<b>Beginning Fund Balance</b>		<b>9,564.03</b>
<b>Net of Revenues VS Expenditures</b>		<b>(1,019.15)</b>
<b>Ending Fund Balance</b>		<b>8,544.88</b>
<b>Total Liabilities And Fund Balance</b>		<b>8,544.88</b>

Fund 244 ECONOMIC DEVELOPMENT CORP FUND

GL Number	Description	Balance
*** Assets ***		
244-000.000-020.000	INVESTMENTS - MBIA/CLASS	150,802.62
244-000.000-130.000	LAND	172,720.95
<b>Total Assets</b>		<b>323,523.57</b>
*** Liabilities ***		
<b>Total Liabilities</b>		<b>0.00</b>
*** Fund Balance ***		
244-000.000-390.000	FUND BALANCE	321,639.92
<b>Total Fund Balance</b>		<b>321,639.92</b>
<b>Beginning Fund Balance</b>		<b>321,639.92</b>
<b>Net of Revenues VS Expenditures</b>		<b>1,883.65</b>
<b>Ending Fund Balance</b>		<b>323,523.57</b>
<b>Total Liabilities And Fund Balance</b>		<b>323,523.57</b>

Fund 247 TAX INCREMENT FINANCE ATH.

GL Number	Description	Balance
*** Assets ***		
247-000.000-001.000	CHECKING ACCOUNT - COMMON	(16,187.78)
247-000.000-020.000	INVESTMENTS - MBIA/CLASS	222,448.58
247-000.000-130.000	LAND	65,000.00
247-000.000-137.000	ACCUMULATED DEPRECIATION-EQUI	(381,672.00)
247-000.000-138.000	INFRASTRUCTURE	381,672.00
<b>Total Assets</b>		<b>271,260.80</b>
*** Liabilities ***		
<b>Total Liabilities</b>		<b>0.00</b>
*** Fund Balance ***		
247-000.000-390.000	FUND BALANCE	744,094.51
<b>Total Fund Balance</b>		<b>744,094.51</b>
<b>Beginning Fund Balance</b>		<b>744,094.51</b>
<b>Net of Revenues VS Expenditures</b>		<b>(472,833.71)</b>
<b>Ending Fund Balance</b>		<b>271,260.80</b>
<b>Total Liabilities And Fund Balance</b>		<b>271,260.80</b>

Fund 265 DRUG FORFEITURE/GRANT FUND

GL Number	Description	Balance
*** Assets ***		
265-000.000-001.000	CHECKING ACCOUNT - COMMON	3,399.33
<b>Total Assets</b>		<b>3,399.33</b>
*** Liabilities ***		
<b>Total Liabilities</b>		<b>0.00</b>
*** Fund Balance ***		
265-000.000-390.000	FUND BALANCE	3,399.33
<b>Total Fund Balance</b>		<b>3,399.33</b>
<b>Beginning Fund Balance</b>		<b>3,399.33</b>
<b>Net of Revenues VS Expenditures</b>		<b>0.00</b>
<b>Ending Fund Balance</b>		<b>3,399.33</b>
<b>Total Liabilities And Fund Balance</b>		<b>3,399.33</b>

Fund 271 LIBRARY FUND

GL Number	Description	Balance
*** Assets ***		
271-000.000-001.000	CHECKING ACCOUNT - COMMON	(2,012.29)
271-000.000-001.008	CHECKING ACCOUNT - LITERACY	1.88
271-000.000-004.000	CASH ON HAND	50.00
271-000.000-020.000	INVESTMENTS - MBIA/CLASS	251,898.53
271-000.000-084.000	DUE FROM OTHER FUNDS	1.29
<b>Total Assets</b>		<b>249,939.41</b>
*** Liabilities ***		
271-000.000-202.000	ACCOUNTS PAYABLE	427.35
<b>Total Liabilities</b>		<b>427.35</b>
*** Fund Balance ***		
271-000.000-390.000	FUND BALANCE	200,415.29
<b>Total Fund Balance</b>		<b>200,415.29</b>
<b>Beginning Fund Balance</b>		<b>200,415.29</b>
<b>Net of Revenues VS Expenditures</b>		<b>49,096.77</b>
<b>Ending Fund Balance</b>		<b>249,512.06</b>
<b>Total Liabilities And Fund Balance</b>		<b>249,939.41</b>



Fund 274 POLICE - OWI ENFORCEMENT

GL Number	Description	Balance
*** Assets ***		
274-000.000-001.000	CHECKING ACCOUNT - COMMON	11,016.40
<b>Total Assets</b>		<b>11,016.40</b>
*** Liabilities ***		
<b>Total Liabilities</b>		<b>0.00</b>
*** Fund Balance ***		
274-000.000-390.000	FUND BALANCE	10,266.40
<b>Total Fund Balance</b>		<b>10,266.40</b>
<b>Beginning Fund Balance</b>		<b>10,266.40</b>
<b>Net of Revenues VS Expenditures</b>		<b>750.00</b>
<b>Ending Fund Balance</b>		<b>11,016.40</b>
<b>Total Liabilities And Fund Balance</b>		<b>11,016.40</b>

Fund 401 CAPITAL IMPROVEMENT FUND

GL Number	Description	Balance
*** Assets ***		
401-000.000-001.000	CHECKING ACCOUNT - COMMON	308,259.82
<b>Total Assets</b>		<b>308,259.82</b>
*** Liabilities ***		
<b>Total Liabilities</b>		<b>0.00</b>
*** Fund Balance ***		
401-000.000-390.000	FUND BALANCE	663,054.86
<b>Total Fund Balance</b>		<b>663,054.86</b>
<b>Beginning Fund Balance</b>		<b>663,054.86</b>
<b>Net of Revenues VS Expenditures</b>		<b>(354,795.04)</b>
<b>Ending Fund Balance</b>		<b>308,259.82</b>
<b>Total Liabilities And Fund Balance</b>		<b>308,259.82</b>

Fund 408 FIELDS OF DREAMS

GL Number	Description	Balance
*** Assets ***		
408-000.000-020.000	INVESTMENTS - MBIA/CLASS	17,399.36
<b>Total Assets</b>		<b>17,399.36</b>
*** Liabilities ***		
<b>Total Liabilities</b>		<b>0.00</b>
*** Fund Balance ***		
408-000.000-390.000	Fund Balance	13,643.23
<b>Total Fund Balance</b>		<b>13,643.23</b>
<b>Beginning Fund Balance</b>		<b>13,643.23</b>
<b>Net of Revenues VS Expenditures</b>		<b>3,756.13</b>
<b>Ending Fund Balance</b>		<b>17,399.36</b>
<b>Total Liabilities And Fund Balance</b>		<b>17,399.36</b>

Fund 409 STOCK'S PARK

GL Number	Description	Balance
*** Assets ***		
409-000.000-001.000	CHECKING ACCOUNT - COMMON	(1,938.58)
409-000.000-020.000	INVESTMENTS - MBIA/CLASS	34,332.13
<b>Total Assets</b>		<b>32,393.55</b>
*** Liabilities ***		
<b>Total Liabilities</b>		<b>0.00</b>
*** Fund Balance ***		
409-000.000-390.000	Fund Balance	32,190.25
<b>Total Fund Balance</b>		<b>32,190.25</b>
<b>Beginning Fund Balance</b>		<b>32,190.25</b>
<b>Net of Revenues VS Expenditures</b>		<b>203.30</b>
<b>Ending Fund Balance</b>		<b>32,393.55</b>
<b>Total Liabilities And Fund Balance</b>		<b>32,393.55</b>

Fund 471 LIBRARY IMPROVEMENT FUND

GL Number	Description	Balance
*** Assets ***		
471-000.000-001.000	CHECKING ACCOUNT - COMMON	8,526.61
<b>Total Assets</b>		<b>8,526.61</b>
*** Liabilities ***		
<b>Total Liabilities</b>		<b>0.00</b>
*** Fund Balance ***		
471-000.000-390.000	FUND BALANCE	8,526.61
<b>Total Fund Balance</b>		<b>8,526.61</b>
<b>Beginning Fund Balance</b>		<b>8,526.61</b>
<b>Net of Revenues VS Expenditures</b>		<b>0.00</b>
<b>Ending Fund Balance</b>		<b>8,526.61</b>
<b>Total Liabilities And Fund Balance</b>		<b>8,526.61</b>

Fund 481 AIRPORT IMPROVEMENT FUND

GL Number	Description	Balance
*** Assets ***		
481-000.000-001.000	CHECKING ACCOUNT - COMMON	173,655.08
<b>Total Assets</b>		<b>173,655.08</b>
*** Liabilities ***		
481-000.000-310.000	CONTRACTS PAYABLE - LONG TERM	91,964.59
<b>Total Liabilities</b>		<b>91,964.59</b>
*** Fund Balance ***		
481-000.000-390.000	FUND BALANCE	58,401.69
<b>Total Fund Balance</b>		<b>58,401.69</b>
<b>Beginning Fund Balance</b>		<b>58,401.69</b>
<b>Net of Revenues VS Expenditures</b>		<b>23,288.80</b>
<b>Ending Fund Balance</b>		<b>81,690.49</b>
<b>Total Liabilities And Fund Balance</b>		<b>173,655.08</b>

Fund 496 THREE MEADOWS DEVELOPMENT

GL Number	Description	Balance
*** Assets ***		
496-000.000-001.000	CHECKING ACCOUNT - COMMON	1,778.06
<b>Total Assets</b>		<b>1,778.06</b>
*** Liabilities ***		
<b>Total Liabilities</b>		<b>0.00</b>
*** Fund Balance ***		
<b>Total Fund Balance</b>		<b>0.00</b>
<b>Beginning Fund Balance</b>		<b>0.00</b>
<b>Net of Revenues VS Expenditures</b>		<b>1,778.06</b>
<b>Ending Fund Balance</b>		<b>1,778.06</b>
<b>Total Liabilities And Fund Balance</b>		<b>1,778.06</b>

Fund 588 DIAL-A-RIDE FUND

GL Number	Description	Balance
*** Assets ***		
588-000.000-001.000	CHECKING ACCOUNT - COMMON	131,425.76
588-000.000-130.000	LAND	7,419.13
588-000.000-136.000	PLANT AND EQUIPMENT	685,612.37
588-000.000-137.000	ACCUMULATED DEPRECIATION-EQUI	(216,648.86)
588-000.000-137.136	ACCUM. DEPRECIATION - PLANT	(82,273.44)
588-000.000-148.000	EQUIPMENT	374,978.91
<b>Total Assets</b>		<b>900,513.87</b>
*** Liabilities ***		
588-000.000-214.101	DUE TO GENERAL FUND	54,748.05
588-000.000-230.000	DUE TO OTHER UNITS OF GOVT.	7,983.00
588-000.000-260.000	ACCRUED VACATION/SICK LEAVE	5,137.50
588-000.000-343.000	ACCRUED VAC/SICK - LONG TERM	6,038.70
<b>Total Liabilities</b>		<b>73,907.25</b>
*** Fund Balance ***		
588-000.000-390.000	FUND BALANCE	835,816.15
<b>Total Fund Balance</b>		<b>835,816.15</b>
<b>Beginning Fund Balance</b>		<b>835,816.15</b>
<b>Net of Revenues VS Expenditures</b>		<b>(9,209.53)</b>
<b>Ending Fund Balance</b>		<b>826,606.62</b>
<b>Total Liabilities And Fund Balance</b>		<b>900,513.87</b>



Fund 633 PUBLIC SERVICES INV. FUND

GL Number	Description	Balance
*** Assets ***		
633-000.000-001.000	CHECKING ACCOUNT - COMMON	60,732.64
633-000.000-111.000	INVENTORY - MAT. AND SUPPLIES	149,885.14
<b>Total Assets</b>		<b>210,617.78</b>
*** Liabilities ***		
<b>Total Liabilities</b>		<b>0.00</b>
*** Fund Balance ***		
633-000.000-390.000	FUND BALANCE	230,873.86
<b>Total Fund Balance</b>		<b>230,873.86</b>
<b>Beginning Fund Balance</b>		<b>230,873.86</b>
<b>Net of Revenues VS Expenditures</b>		<b>(20,256.08)</b>
<b>Ending Fund Balance</b>		<b>210,617.78</b>
<b>Total Liabilities And Fund Balance</b>		<b>210,617.78</b>

Fund 640 REVOLVING MOBILE EQUIP. FUND

GL Number	Description	Balance
*** Assets ***		
640-000.000-001.000	CHECKING ACCOUNT - COMMON	70,128.51
640-000.000-123.000	PREPAID EXPENSES	19,043.50
640-000.000-136.000	PLANT AND EQUIPMENT	1,923,644.55
640-000.000-137.000	ACCUMULATED DEPRECIATION-EQUI	(1,770,586.14)
<b>Total Assets</b>		<b>242,230.42</b>
*** Liabilities ***		
640-000.000-343.000	ACCRUED VAC/SICK - LONG TERM	6,124.56
<b>Total Liabilities</b>		<b>6,124.56</b>
*** Fund Balance ***		
640-000.000-390.000	FUND BALANCE	366,373.15
<b>Total Fund Balance</b>		<b>366,373.15</b>
<b>Beginning Fund Balance</b>		<b>366,373.15</b>
<b>Net of Revenues VS Expenditures</b>		<b>(130,267.29)</b>
<b>Ending Fund Balance</b>		<b>236,105.86</b>
<b>Total Liabilities And Fund Balance</b>		<b>242,230.42</b>

Fund 663 FIRE VEHICLE & EQUIPMENT FUND

GL Number	Description	Balance
*** Assets ***		
663-000.000-020.000	INVESTMENTS - MBIA/CLASS	38,110.95
<b>Total Assets</b>		<b>38,110.95</b>
*** Liabilities ***		
<b>Total Liabilities</b>		<b>0.00</b>
*** Fund Balance ***		
663-000.000-390.000	FUND BALANCE	37,461.91
<b>Total Fund Balance</b>		<b>37,461.91</b>
<b>Beginning Fund Balance</b>		<b>37,461.91</b>
<b>Net of Revenues VS Expenditures</b>		<b>649.04</b>
<b>Ending Fund Balance</b>		<b>38,110.95</b>
<b>Total Liabilities And Fund Balance</b>		<b>38,110.95</b>

Fund 677 UNEMPLOYMENT INSURANCE FUND

GL Number	Description	Balance
*** Assets ***		
677-000.000-020.000	INVESTMENTS - MBIA/CLASS	73,572.00
<b>Total Assets</b>		<b>73,572.00</b>
*** Liabilities ***		
<b>Total Liabilities</b>		<b>0.00</b>
*** Fund Balance ***		
677-000.000-390.000	Fund Balance	71,319.38
<b>Total Fund Balance</b>		<b>71,319.38</b>
<b>Beginning Fund Balance</b>		<b>71,319.38</b>
<b>Net of Revenues VS Expenditures</b>		<b>2,252.62</b>
<b>Ending Fund Balance</b>		<b>73,572.00</b>
<b>Total Liabilities And Fund Balance</b>		<b>73,572.00</b>

Fund 699 DPS LEAVE AND BENEFITS FUND

GL Number	Description	Balance
*** Assets ***		
699-000.000-001.000	CHECKING ACCOUNT - COMMON	33,869.92
<b>Total Assets</b>		<b>33,869.92</b>
*** Liabilities ***		
699-000.000-343.000	ACCRUED VAC/SICK - LONG TERM	11,290.65
<b>Total Liabilities</b>		<b>11,290.65</b>
*** Fund Balance ***		
699-000.000-390.000	FUND BALANCE	22,579.29
<b>Total Fund Balance</b>		<b>22,579.29</b>
<b>Beginning Fund Balance</b>		<b>22,579.29</b>
<b>Net of Revenues VS Expenditures</b>		<b>(0.02)</b>
<b>Ending Fund Balance</b>		<b>22,579.27</b>
<b>Total Liabilities And Fund Balance</b>		<b>33,869.92</b>

Fund 711 CEMETERY PERPETUAL CARE FUND

GL Number	Description	Balance
*** Assets ***		
711-000.000-001.000	CHECKING ACCOUNT - COMMON	370,881.29
711-000.000-001.100	LAKEVIEW - TO BE INVESTED	143,545.16
711-000.000-001.200	OAKGROVE - TO BE INVESTED	154,187.60
711-000.000-120.100	INVESTMENTS - LAKEVIEW	35,215.61
711-000.000-120.200	INVESTMENTS - OAKGROVE	39,730.87
711-000.000-122.100	RETURNED INVEST PRIN-LAKEVIEW	(31,840.10)
711-000.000-122.200	RETURNED INVEST PRIN-OAK GROV	(34,910.32)
<b>Total Assets</b>		<b>676,810.11</b>
*** Liabilities ***		
<b>Total Liabilities</b>		<b>0.00</b>
*** Fund Balance ***		
711-000.000-390.000	FUND BALANCE	655,374.27
<b>Total Fund Balance</b>		<b>655,374.27</b>
<b>Beginning Fund Balance</b>		<b>655,374.27</b>
<b>Net of Revenues VS Expenditures</b>		<b>21,435.84</b>
<b>Ending Fund Balance</b>		<b>676,810.11</b>
<b>Total Liabilities And Fund Balance</b>		<b>676,810.11</b>

Fund 712 STOCK'S PARK PERPETUAL MAINT.

GL Number	Description	Balance
*** Assets ***		
712-000.000-001.000	CHECKING ACCOUNT - COMMON	87.50
712-000.000-018.000	INVESTMENTS - OTHER CD'S	35,002.80
712-000.000-020.000	INVESTMENTS - MBIA/CLASS	16,838.02
<b>Total Assets</b>		<b>51,928.32</b>
*** Liabilities ***		
<b>Total Liabilities</b>		<b>0.00</b>
*** Fund Balance ***		
712-000.000-390.000	Fund Balance	44,964.19
<b>Total Fund Balance</b>		<b>44,964.19</b>
<b>Beginning Fund Balance</b>		<b>44,964.19</b>
<b>Net of Revenues VS Expenditures</b>		<b>6,964.13</b>
<b>Ending Fund Balance</b>		<b>51,928.32</b>
<b>Total Liabilities And Fund Balance</b>		<b>51,928.32</b>

Fund 715 R. L. OWEN MEMORIAL FUND

GL Number	Description	Balance
*** Assets ***		
715-000.000-001.000	CHECKING ACCOUNT - COMMON	52,091.93
<b>Total Assets</b>		<b>52,091.93</b>
*** Liabilities ***		
<b>Total Liabilities</b>		<b>0.00</b>
*** Fund Balance ***		
715-000.000-390.000	FUND BALANCE	46,919.34
<b>Total Fund Balance</b>		<b>46,919.34</b>
<b>Beginning Fund Balance</b>		<b>46,919.34</b>
<b>Net of Revenues VS Expenditures</b>		<b>5,172.59</b>
<b>Ending Fund Balance</b>		<b>52,091.93</b>
<b>Total Liabilities And Fund Balance</b>		<b>52,091.93</b>



Fund 750 IMPREST PAYROLL FUND

GL Number	Description	Balance
*** Assets ***		
750-000.000-011.000	CASH IN BANK - PAYROLL	1,645.80
<b>Total Assets</b>		<b>1,645.80</b>
*** Liabilities ***		
750-000.000-214.101	DUE TO GENERAL FUND	1,595.80
750-000.000-228.005	DUE TO-CNB POLICE HSA	50.00
<b>Total Liabilities</b>		<b>1,645.80</b>
*** Fund Balance ***		
<b>Total Fund Balance</b>		<b>0.00</b>
Beginning Fund Balance		0.00
Net of Revenues VS Expenditures		0.00
Ending Fund Balance		0.00
Total Liabilities And Fund Balance		1,645.80

PERIOD ENDING 04/30/2017

\*NOTE: Available Balance / Pct Budget Used does not reflect amounts encumbered.

GL NUMBER	DESCRIPTION	2016-17 AMENDED BUDGET	YTD BALANCE	ACTIVITY FOR	AVAILABLE	% BDGT USED
			04/30/2017 NORMAL (ABNORMAL)	MONTH 04/30/2017 INCREASE (DECREASE)	BALANCE NORMAL (ABNORMAL)	
Fund 101 - GENERAL FUND						
Revenues						
101-000.000-402.000	CURRENT TAXES	1,876,000.00	1,686,241.37	0.00	189,758.63	89.88
101-000.000-402.100	SINKING FUND	0.00	0.00	0.00	0.00	0.00
101-000.000-412.000	DELINQUENT TAXES	5,000.00	1,488.24	0.00	3,511.76	29.76
101-000.000-437.000	INDUSTRIAL FACILITIES TAX	35,500.00	32,867.39	0.00	2,632.61	92.58
101-000.000-437.001	IND. FACLTYS. TAX - CLAW BACKS	0.00	13,442.34	0.00	(13,442.34)	100.00
101-000.000-445.000	DEL. TAXES-PENALTIES AND INT.	15,000.00	10,799.62	0.00	4,200.38	72.00
101-000.000-447.000	PROPERTY TAX ADMIN. FEE	56,000.00	52,933.71	0.00	3,066.29	94.52
101-000.000-448.000	TRAILER FEES	2,900.00	2,355.00	213.00	545.00	81.21
101-000.000-460.000	LICENSE FEES	6,300.00	5,984.55	0.00	315.45	94.99
101-000.000-461.000	C.A.T.V. FRANCHISE FEES	83,000.00	40,773.00	0.00	42,227.00	49.12
101-000.000-477.000	PERMITS	17,000.00	14,725.00	1,660.00	2,275.00	86.62
101-000.000-480.000	DOG LICENSES	0.00	20.00	20.00	(20.00)	100.00
101-000.000-505.000	FEDERAL GRANT - PUBLIC SAFETY	0.00	29,944.00	0.00	(29,944.00)	100.00
101-000.000-525.000	FEDERAL GRANT - RENTAL REHAB	75,000.00	0.00	0.00	75,000.00	0.00
101-000.000-529.000	FEDERAL GRANT	0.00	0.00	0.00	0.00	0.00
101-000.000-530.001	FEDERAL GRANTS OTHER - CDBG ACQUISITION	0.00	2,535.00	0.00	(2,535.00)	100.00
101-000.000-530.002	FEDERAL GRANTS OTHER - CDBG BLIGHT ELIM	350,000.00	196,758.63	0.00	153,241.37	56.22
101-000.000-569.000	STATE GRANT	0.00	22,190.00	0.00	(22,190.00)	100.00
101-000.000-573.000	LOCAL COMMUNITY STABILIZATION SHARE	63,000.00	203,469.89	0.00	(140,469.89)	322.97
101-000.000-574.000	STATE REVENUE SHARING	850,000.00	728,421.00	149,212.00	121,579.00	85.70
101-000.000-576.000	ACT 302 POLICE TRAINING FUNDS	3,000.00	1,329.25	0.00	1,670.75	44.31
101-000.000-607.000	CHARGES FOR SERVICES - FAIRGR	0.00	0.00	0.00	0.00	0.00
101-000.000-627.000	INTERMENT FEES	19,500.00	15,353.60	1,050.00	4,146.40	78.74
101-000.000-628.000	ABATEMENT FEES	1,000.00	300.00	0.00	700.00	30.00
101-000.000-629.000	COPIES / DUPLICATING	100.00	668.35	2.00	(568.35)	668.35
101-000.000-636.000	CAR INSPECTIONS	0.00	0.00	0.00	0.00	0.00
101-000.000-640.000	REFUSE COLLECTION CHARGES	0.00	0.00	0.00	0.00	0.00
101-000.000-645.000	AMUSEMENT FEES	0.00	0.00	0.00	0.00	0.00
101-000.000-658.000	ORDINANCE FINES	4,000.00	3,791.81	1,525.06	208.19	94.80
101-000.000-658.001	PARKING FINES	2,000.00	1,050.00	200.00	950.00	52.50
101-000.000-658.002	MUNICIPAL CIVIL INFRACTIONS	0.00	0.00	0.00	0.00	0.00
101-000.000-665.000	INTEREST	7,000.00	8,953.03	1,400.80	(1,953.03)	127.90
101-000.000-667.000	RENTS	16,000.00	16,000.00	0.00	0.00	100.00
101-000.000-667.517	RENTS - TRANSFER FACILITY	37,200.00	27,900.00	3,100.00	9,300.00	75.00
101-000.000-668.517	ROYALTIES-TRANSFER FACILITY	17,500.00	14,808.30	1,901.05	2,691.70	84.62
101-000.000-672.000	SPECIAL ASSESSMENTS	26,500.00	24,323.19	0.00	2,176.81	91.79
101-000.000-673.000	SALE OF CITY PROPERTY	0.00	0.00	0.00	0.00	0.00
101-000.000-674.000	CONTRIBUTIONS IN LIEU OF TAX	1,060,000.00	779,135.18	112,372.92	280,864.82	73.50
101-000.000-675.247	CONTRIBUTION & DONATION - TIFA	10,000.00	0.00	0.00	10,000.00	0.00
101-000.000-675.756	CONTRIBUTIONS & DONATIONS - PARKS	0.00	0.00	0.00	0.00	0.00
101-000.000-687.000	REFUNDS - MAJOR ST. ADMIN.	0.00	0.00	0.00	0.00	0.00
101-000.000-688.000	REFUNDS - LOCAL ST. ADMIN.	0.00	0.00	0.00	0.00	0.00
101-000.000-689.000	REFUND - DART ADMIN.	0.00	0.00	0.00	0.00	0.00
101-000.000-690.000	OTHER REFUNDS	100,000.00	105,657.64	13,450.48	(5,657.64)	105.66
101-000.000-690.441	OTHER REFUNDS - BPU/FORRESTER	0.00	0.00	0.00	0.00	0.00
101-000.000-690.790	OTHER REFUNDS-MITCHL BLD MAIN	0.00	0.00	0.00	0.00	0.00
101-000.000-690.806	OTHER REFUNDS - LEGAL SERVICE	0.00	0.00	0.00	0.00	0.00
101-000.000-692.000	OTHER REVENUE	7,000.00	5,308.58	628.39	1,691.42	75.84
101-000.000-692.100	OTHER REV - 100TH ANNIVERSARY	0.00	0.00	0.00	0.00	0.00
101-000.000-692.174	OTHER REVENUES-ECONOMIC DEVL	0.00	0.00	0.00	0.00	0.00
101-000.000-692.247	OTHER REVENUES - TIFA	0.00	0.00	0.00	0.00	0.00
101-000.000-692.301	OTHER REVENUES - POLICE DEPT	0.00	10,000.00	(1,000.00)	(10,000.00)	100.00
101-000.000-692.336	OTHER REVENUES-LOC FIRE GRANT	0.00	27,995.00	12,950.00	(27,995.00)	100.00
101-000.000-692.470	OTHER REVENUE - TREES	0.00	0.00	0.00	0.00	0.00

PERIOD ENDING 04/30/2017

\*NOTE: Available Balance / Pct Budget Used does not reflect amounts encumbered.

GL NUMBER	DESCRIPTION	2016-17	YTD BALANCE	ACTIVITY FOR	AVAILABLE	% BDGT USED
		AMENDED BUDGET	04/30/2017 NORMAL (ABNORMAL)	MONTH 04/30/2017 INCREASE (DECREASE)	BALANCE NORMAL (ABNORMAL)	
Fund 101 - GENERAL FUND						
Revenues						
101-000.000-692.690	OTHER REVENUE - RENTAL REHAB	0.00	0.00	0.00	0.00	0.00
101-000.000-699.174	TRANSFER IN - BPU ECONOMIC DEVELOPMENT	0.00	4,749.50	0.00	(4,749.50)	100.00
101-000.000-699.202	TRANSFERS IN - MAJOR STREETS	55,500.00	36,248.28	5,299.26	19,251.72	65.31
101-000.000-699.203	TRANSFERS IN - LOCAL STREETS	15,000.00	11,270.45	1,747.54	3,729.55	75.14
101-000.000-699.244	TRANSFER IN - EDC FUND	0.00	0.00	0.00	0.00	0.00
101-000.000-699.247	TRANSFERS IN - T.I.F.A FUND	0.00	0.00	0.00	0.00	0.00
101-000.000-699.271	TRANSFER IN - LIBRARY	2,000.00	2,000.00	0.00	0.00	100.00
101-000.000-699.274	TRANSFERS IN - D.A.R.E.	0.00	0.00	0.00	0.00	0.00
101-000.000-699.409	TRANSFER IN - STOCKS PARK FUN	0.00	0.00	0.00	0.00	0.00
101-000.000-699.517	TRANSFER IN - TRANSF FACILITY	0.00	0.00	0.00	0.00	0.00
101-000.000-699.588	TRANSFER IN - DIAL-A-RIDE	55,000.00	0.00	0.00	55,000.00	0.00
101-000.000-699.711	TRANSFERS IN - CEMETERY CARE	20,000.00	0.00	0.00	20,000.00	0.00
101-000.000-699.715	TRANSFERS IN - OWENS PARK	0.00	0.00	0.00	0.00	0.00
TOTAL REVENUES		4,893,000.00	4,141,790.90	305,732.50	751,209.10	84.65
Expenditures						
101.000	CITY COUNCIL	27,425.00	21,965.05	1,939.71	5,459.95	80.09
172.000	CITY MANAGER	237,735.00	180,184.91	14,884.57	57,550.09	75.79
173.000	ASSISTANT CITY MANAGER	0.00	0.00	0.00	0.00	0.00
174.000	ECONOMIC DEVELOPMENT	490,000.00	244,655.57	6,266.25	245,344.43	49.93
175.000	ADMINISTRATIVE SERVICES	179,600.00	133,341.26	12,959.25	46,258.74	74.24
191.000	ELECTIONS	15,600.00	8,044.64	0.00	7,555.36	51.57
209.000	ASSESSING DEPARTMENT	98,135.00	73,148.76	5,742.10	24,986.24	74.54
215.000	CITY CLERK DEPARTMENT	154,115.00	111,252.21	7,848.40	42,862.79	72.19
219.000	FINANCE DEPARTMENT	103,560.00	68,352.79	3,038.54	35,207.21	66.00
253.000	CITY TREASURER	138,200.00	34,808.10	1,490.55	103,391.90	25.19
265.000	BUILDING AND GROUNDS	125,835.00	90,305.90	6,581.39	35,529.10	71.77
266.000	PARKING LOTS	34,955.00	12,749.57	329.27	22,205.43	36.47
276.000	CEMETERIES	122,220.00	75,508.35	2,779.63	46,711.65	61.78
295.000	AIRPORT	110,155.00	127,712.24	9,911.76	(17,557.24)	115.94
301.000	POLICE DEPARTMENT	1,363,400.00	1,052,436.17	73,749.15	310,963.83	77.19
301.315	POLICE - TRAFFIC AND SAFETY	0.00	0.00	0.00	0.00	0.00
336.000	FIRE DEPARTMENT	456,765.00	344,868.29	26,195.13	111,896.71	75.50
371.000	BUILDING INSPECTION DEPARTMEN	0.00	0.00	0.00	0.00	0.00
372.000	CODE ENFORCEMENT	44,990.00	56,527.34	2,950.97	(11,537.34)	125.64
400.000	PLANNING DEPARTMENT	78,880.00	57,345.24	3,509.10	21,534.76	72.70
441.000	PUBLIC SERVICES DEPARTMENT	283,030.00	198,342.17	12,160.38	84,687.83	70.08
448.000	STREET LIGHTING	68,500.00	45,425.94	0.00	23,074.06	66.32
756.000	PARKS	195,495.00	113,749.17	12,317.67	81,745.83	58.19
774.000	SUMMER CONCERT IN PARK	0.00	0.00	0.00	0.00	0.00
965.000	TRANSFERS TO OTHER FUNDS	564,405.00	39,650.00	0.00	524,755.00	7.03
TOTAL EXPENDITURES		4,893,000.00	3,090,373.67	204,653.82	1,802,626.33	63.16
Fund 101 - GENERAL FUND:						
TOTAL REVENUES		4,893,000.00	4,141,790.90	305,732.50	751,209.10	84.65
TOTAL EXPENDITURES		4,893,000.00	3,090,373.67	204,653.82	1,802,626.33	63.16
NET OF REVENUES & EXPENDITURES		0.00	1,051,417.23	101,078.68	(1,051,417.23)	100.00

PERIOD ENDING 04/30/2017

\*NOTE: Available Balance / Pct Budget Used does not reflect amounts encumbered.

GL NUMBER	DESCRIPTION	2016-17 AMENDED BUDGET	YTD BALANCE	ACTIVITY FOR	AVAILABLE	% BDGT USED
			04/30/2017 NORMAL (ABNORMAL)	MONTH 04/30/2017 INCREASE (DECREASE)	BALANCE NORMAL (ABNORMAL)	
Fund 202 - MAJOR ST./TRUNKLINE FUND						
Revenues						
202-000.000-546.000	STATE GRANT - GAS & WEIGHT TA	475,000.00	342,645.81	52,992.56	132,354.19	72.14
202-000.000-546.048	STATE GRANT-METRO ROW ACT	12,000.00	0.00	0.00	12,000.00	0.00
202-000.000-546.110	STATE GRANT-ACT 110	0.00	0.00	0.00	0.00	0.00
202-000.000-547.000	STATE GRANT - TRUNKLINE MAINT	30,000.00	19,837.00	0.00	10,163.00	66.12
202-000.000-665.000	INTEREST	850.00	1,476.59	271.97	(626.59)	173.72
202-000.000-692.000	OTHER REVENUE	2,500.00	6,097.58	0.00	(3,597.58)	243.90
202-000.000-692.039	OTHER REVENUE - BPU	0.00	0.00	0.00	0.00	0.00
202-000.000-692.470	OTHER REVENUE - TREES	0.00	4,266.72	0.00	(4,266.72)	100.00
TOTAL REVENUES		520,350.00	374,323.70	53,264.53	146,026.30	71.94
Expenditures						
175.000	ADMINISTRATIVE SERVICES	147,500.00	34,264.58	5,299.26	113,235.42	23.23
175.500	ADMIN. SERVICES - TRUNKLINE	3,000.00	1,983.70	0.00	1,016.30	66.12
450.000	STREET SURFACE	71,115.00	44,732.02	3,745.33	26,382.98	62.90
450.500	TRUNKLINE SURFACE	13,955.00	11,312.30	2,165.69	2,642.70	81.06
460.000	R.O.W MAINTENANCE	92,160.00	68,514.02	8,793.62	23,645.98	74.34
460.500	TRUNKLINE R.O.W. MAINTENANCE	10,050.00	4,179.28	449.18	5,870.72	41.58
470.000	TREES	38,280.00	27,207.29	5,157.68	11,072.71	71.07
470.500	TRUNKLINE TREES	905.00	3,739.04	39.03	(2,834.04)	413.15
480.000	DRAINAGE	44,425.00	19,962.58	816.65	24,462.42	44.94
480.500	TRUNKLINE R.O.W. DRAINAGE	1,735.00	1,254.84	264.40	480.16	72.33
490.000	TRAFFIC	59,090.00	45,979.06	(178.53)	13,110.94	77.81
490.500	TRUNKLINE TRAFFIC	7,380.00	4,716.73	(16.44)	2,663.27	63.91
500.000	WINTER MAINTENANCE	97,070.00	47,446.09	(361.98)	49,623.91	48.88
500.500	TRUNKLINE WINTER MAINTENANCE	22,905.00	9,656.00	(67.56)	13,249.00	42.16
TOTAL EXPENDITURES		609,570.00	324,947.53	26,106.33	284,622.47	53.31
Fund 202 - MAJOR ST./TRUNKLINE FUND:						
TOTAL REVENUES		520,350.00	374,323.70	53,264.53	146,026.30	71.94
TOTAL EXPENDITURES		609,570.00	324,947.53	26,106.33	284,622.47	53.31
NET OF REVENUES & EXPENDITURES		(89,220.00)	49,376.17	27,158.20	(138,596.17)	55.34

PERIOD ENDING 04/30/2017

\*NOTE: Available Balance / Pct Budget Used does not reflect amounts encumbered.

GL NUMBER	DESCRIPTION	2016-17 AMENDED BUDGET	YTD BALANCE	ACTIVITY FOR	AVAILABLE	% BDGT USED
			04/30/2017 NORMAL (ABNORMAL)	MONTH 04/30/2017 INCREASE (DECREASE)	BALANCE NORMAL (ABNORMAL)	
Fund 203 - LOCAL ST. FUND						
Revenues						
203-000.000-546.000	STATE GRANT - GAS & WEIGHT TA	150,000.00	112,704.61	17,475.43	37,295.39	75.14
203-000.000-546.048	STATE GRANT-METRO ROW ACT	12,000.00	0.00	0.00	12,000.00	0.00
203-000.000-634.000	MAINT. ADJACENT MUNICIPAL STR	0.00	0.00	0.00	0.00	0.00
203-000.000-692.000	OTHER REVENUE	0.00	340.00	0.00	(340.00)	100.00
203-000.000-692.039	OTHER REVENUE - BPU	0.00	0.00	0.00	0.00	0.00
203-000.000-692.470	OTHER REVENUE - TREES	0.00	682.00	682.00	(682.00)	100.00
203-000.000-699.101	TRANSFERS IN - GENERAL FUND	100,000.00	0.00	0.00	100,000.00	0.00
203-000.000-699.202	TRANSFERS IN - MAJOR STREETS	100,000.00	0.00	0.00	100,000.00	0.00
TOTAL REVENUES		362,000.00	113,726.61	18,157.43	248,273.39	31.42
Expenditures						
175.000	ADMINISTRATIVE SERVICES	15,000.00	11,240.45	1,747.54	3,759.55	74.94
450.000	STREET SURFACE	100,920.00	43,040.99	3,326.69	57,879.01	42.65
460.000	R.O.W MAINTENANCE	79,690.00	62,884.61	10,561.66	16,805.39	78.91
470.000	TREES	57,420.00	40,809.78	5,059.14	16,610.22	71.07
480.000	DRAINAGE	37,090.00	31,838.54	1,497.54	5,251.46	85.84
490.000	TRAFFIC	18,330.00	10,504.54	(106.91)	7,825.46	57.31
500.000	WINTER MAINTENANCE	53,550.00	30,857.93	(244.62)	22,692.07	57.62
505.000	MAINT. OF ADJACENT MUNICIPAL ST	0.00	0.00	0.00	0.00	0.00
TOTAL EXPENDITURES		362,000.00	231,176.84	21,841.04	130,823.16	63.86
Fund 203 - LOCAL ST. FUND:						
TOTAL REVENUES		362,000.00	113,726.61	18,157.43	248,273.39	31.42
TOTAL EXPENDITURES		362,000.00	231,176.84	21,841.04	130,823.16	63.86
NET OF REVENUES & EXPENDITURES		0.00	(117,450.23)	(3,683.61)	117,450.23	100.00

User: BTEW

DB: Hillsdale

PERIOD ENDING 04/30/2017

\*NOTE: Available Balance / Pct Budget Used does not reflect amounts encumbered.

GL NUMBER	DESCRIPTION	2016-17	YTD BALANCE	ACTIVITY FOR	AVAILABLE	% BDGT
		AMENDED BUDGET	04/30/2017	MONTH 04/30/2017	BALANCE	
			NORMAL (ABNORMAL)	INCREASE (DECREASE)	NORMAL (ABNORMAL)	USED
Fund 204 - MUNICIPAL STREET FUND						
Revenues						
204-000.000-402.100	SINKING FUND	0.00	0.00	0.00	0.00	0.00
204-000.000-529.000	FEDERAL GRANT	0.00	0.00	0.00	0.00	0.00
204-000.000-566.000	STATE GRANTS-RECREATION CULTUR	0.00	0.00	0.00	0.00	0.00
204-000.000-569.000	STATE GRANT	0.00	0.00	0.00	0.00	0.00
204-000.000-665.000	INTEREST	0.00	0.00	0.00	0.00	0.00
204-000.000-692.000	OTHER REVENUE	0.00	0.00	0.00	0.00	0.00
204-000.000-699.101	TRANSFERS IN - GENERAL FUND	0.00	0.00	0.00	0.00	0.00
TOTAL REVENUES		0.00	0.00	0.00	0.00	0.00
Expenditures						
443.000	SIDEWALKS	0.00	0.00	0.00	0.00	0.00
452.000	MAJOR STREET RECONSTRUCTION	0.00	0.00	0.00	0.00	0.00
453.000	LOCAL STREET RECONSTRUCTION	0.00	0.00	0.00	0.00	0.00
TOTAL EXPENDITURES		0.00	0.00	0.00	0.00	0.00
Fund 204 - MUNICIPAL STREET FUND:						
TOTAL REVENUES		0.00	0.00	0.00	0.00	0.00
TOTAL EXPENDITURES		0.00	0.00	0.00	0.00	0.00
NET OF REVENUES & EXPENDITURES		0.00	0.00	0.00	0.00	0.00

User: BTEW

DB: Hillsdale

PERIOD ENDING 04/30/2017

\*NOTE: Available Balance / Pct Budget Used does not reflect amounts encumbered.

GL NUMBER	DESCRIPTION	2016-17		YTD BALANCE	ACTIVITY FOR	AVAILABLE	% BDGT
		AMENDED BUDGET	NORMAL	04/30/2017 (ABNORMAL)	MONTH 04/30/2017 (DECREASE)	BALANCE (ABNORMAL)	
Fund 208 - RECREATION FUND							
Revenues							
208-000.000-644.000	CONCESSION SALES	10,000.00		4,878.16	0.00	5,121.84	48.78
208-000.000-646.000	AMUSEMENT TICKET SALES	0.00		0.00	0.00	0.00	0.00
208-000.000-651.000	USE AND ADMISSION FEES	16,000.00		7,926.80	0.00	8,073.20	49.54
208-000.000-653.000	TEAM AND EVENT FEES	7,000.00		4,410.00	225.00	2,590.00	63.00
208-000.000-653.001	YOUTH PROGRAM FEES	24,300.00		19,335.00	2,715.00	4,965.00	79.57
208-000.000-667.000	RENTS	20,000.00		13,227.50	2,895.00	6,772.50	66.14
208-000.000-675.000	CONTRIBUTIONS AND DONATIONS	0.00		780.00	700.00	(780.00)	100.00
208-000.000-692.000	OTHER REVENUE	4,000.00		3,775.00	500.00	225.00	94.38
208-000.000-699.101	TRANSFERS IN - GENERAL FUND	59,650.00		39,650.00	0.00	20,000.00	66.47
TOTAL REVENUES		140,950.00		93,982.46	7,035.00	46,967.54	66.68
Expenditures							
751.000	RECREATION DEPARTMENT	140,950.00		95,001.61	5,361.94	45,948.39	67.40
TOTAL EXPENDITURES		140,950.00		95,001.61	5,361.94	45,948.39	67.40
Fund 208 - RECREATION FUND:							
TOTAL REVENUES		140,950.00		93,982.46	7,035.00	46,967.54	66.68
TOTAL EXPENDITURES		140,950.00		95,001.61	5,361.94	45,948.39	67.40
NET OF REVENUES & EXPENDITURES		0.00		(1,019.15)	1,673.06	1,019.15	100.00

PERIOD ENDING 04/30/2017

\*NOTE: Available Balance / Pct Budget Used does not reflect amounts encumbered.

GL NUMBER	DESCRIPTION	2016-17	YTD BALANCE	ACTIVITY FOR	AVAILABLE	% BDGT USED
		AMENDED BUDGET	04/30/2017 NORMAL (ABNORMAL)	MONTH 04/30/2017 INCREASE (DECREASE)	BALANCE NORMAL (ABNORMAL)	
Fund 244 - ECONOMIC DEVELOPMENT CORP FUND						
Revenues						
244-000.000-665.000	INTEREST	100.00	997.57	122.14	(897.57)	997.57
244-000.000-673.000	SALE OF CITY PROPERTY	20,000.00	7,000.00	0.00	13,000.00	35.00
244-000.000-692.000	OTHER REVENUE	0.00	0.00	0.00	0.00	0.00
244-000.000-699.101	TRANSFERS IN - GENERAL FUND	0.00	0.00	0.00	0.00	0.00
TOTAL REVENUES		<u>20,100.00</u>	<u>7,997.57</u>	<u>122.14</u>	<u>12,102.43</u>	<u>39.79</u>
Expenditures						
174.000	ECONOMIC DEVELOPMENT	60,400.00	6,113.92	0.00	54,286.08	10.12
TOTAL EXPENDITURES		<u>60,400.00</u>	<u>6,113.92</u>	<u>0.00</u>	<u>54,286.08</u>	<u>10.12</u>
Fund 244 - ECONOMIC DEVELOPMENT CORP FUND:						
TOTAL REVENUES		20,100.00	7,997.57	122.14	12,102.43	39.79
TOTAL EXPENDITURES		60,400.00	6,113.92	0.00	54,286.08	10.12
NET OF REVENUES & EXPENDITURES		(40,300.00)	1,883.65	122.14	(42,183.65)	4.67



PERIOD ENDING 04/30/2017

\*NOTE: Available Balance / Pct Budget Used does not reflect amounts encumbered.

GL NUMBER	DESCRIPTION	2016-17	YTD BALANCE	ACTIVITY FOR	AVAILABLE	% BDGT USED
		AMENDED BUDGET	04/30/2017 NORMAL (ABNORMAL)	MONTH 04/30/2017 INCREASE (DECREASE)	BALANCE NORMAL (ABNORMAL)	
Fund 247 - TAX INCREMENT FINANCE ATH.						
Revenues						
247-000.000-402.000	CURRENT TAXES	70,555.00	65,389.22	0.00	5,165.78	92.68
247-000.000-406.000	TAXES - PA 86 SEC. 17 PPT REPLACEMENT	48,445.00	0.00	0.00	48,445.00	0.00
247-000.000-412.000	DELINQUENT TAXES	0.00	0.00	0.00	0.00	0.00
247-000.000-665.000	INTEREST	1,500.00	2,614.84	182.53	(1,114.84)	174.32
247-000.000-667.000	RENTS	0.00	0.00	0.00	0.00	0.00
247-000.000-692.000	OTHER REVENUE	0.00	7,503.29	0.00	(7,503.29)	100.00
TOTAL REVENUES		<u>120,500.00</u>	<u>75,507.35</u>	<u>182.53</u>	<u>44,992.65</u>	<u>62.66</u>
Expenditures						
900.000	CAPITAL OUTLAY	428,000.00	548,341.06	1,464.73	(120,341.06)	128.12
TOTAL EXPENDITURES		<u>428,000.00</u>	<u>548,341.06</u>	<u>1,464.73</u>	<u>(120,341.06)</u>	<u>128.12</u>
Fund 247 - TAX INCREMENT FINANCE ATH.:						
TOTAL REVENUES		120,500.00	75,507.35	182.53	44,992.65	62.66
TOTAL EXPENDITURES		428,000.00	548,341.06	1,464.73	(120,341.06)	128.12
NET OF REVENUES & EXPENDITURES		<u>(307,500.00)</u>	<u>(472,833.71)</u>	<u>(1,282.20)</u>	<u>165,333.71</u>	<u>153.77</u>

PERIOD ENDING 04/30/2017

\*NOTE: Available Balance / Pct Budget Used does not reflect amounts encumbered.

GL NUMBER	DESCRIPTION	2016-17	YTD BALANCE	ACTIVITY FOR	AVAILABLE	% BDGT USED
		AMENDED BUDGET	04/30/2017 NORMAL (ABNORMAL)	MONTH 04/30/2017 INCREASE (DECREASE)	BALANCE NORMAL (ABNORMAL)	
Fund 265 - DRUG FORFEITURE/GRANT FUND						
Revenues						
265-000.000-543.000	STATE GRANTS - PUBLIC SAFETY	0.00	0.00	0.00	0.00	0.00
265-000.000-659.000	DRUG FORFEITURES	2,000.00	0.00	0.00	2,000.00	0.00
265-000.000-665.000	INTEREST	0.00	0.00	0.00	0.00	0.00
265-000.000-692.000	OTHER REVENUE	0.00	0.00	0.00	0.00	0.00
TOTAL REVENUES		<u>2,000.00</u>	<u>0.00</u>	<u>0.00</u>	<u>2,000.00</u>	<u>0.00</u>
Expenditures						
301.000	POLICE DEPARTMENT	2,000.00	0.00	0.00	2,000.00	0.00
TOTAL EXPENDITURES		<u>2,000.00</u>	<u>0.00</u>	<u>0.00</u>	<u>2,000.00</u>	<u>0.00</u>
Fund 265 - DRUG FORFEITURE/GRANT FUND:						
TOTAL REVENUES		<u>2,000.00</u>	<u>0.00</u>	<u>0.00</u>	<u>2,000.00</u>	<u>0.00</u>
TOTAL EXPENDITURES		<u>2,000.00</u>	<u>0.00</u>	<u>0.00</u>	<u>2,000.00</u>	<u>0.00</u>
NET OF REVENUES & EXPENDITURES		0.00	0.00	0.00	0.00	0.00

PERIOD ENDING 04/30/2017

\*NOTE: Available Balance / Pct Budget Used does not reflect amounts encumbered.

GL NUMBER	DESCRIPTION	2016-17	YTD BALANCE	ACTIVITY FOR	AVAILABLE	% BDGT USED
		AMENDED BUDGET	04/30/2017 NORMAL (ABNORMAL)	MONTH 04/30/2017 INCREASE (DECREASE)	BALANCE NORMAL (ABNORMAL)	
Fund 271 - LIBRARY FUND						
Revenues						
271-000.000-402.000	CURRENT TAXES	122,500.00	112,404.94	0.00	10,095.06	91.76
271-000.000-412.000	DELINQUENT TAXES	500.00	48.07	0.00	451.93	9.61
271-000.000-437.000	INDUSTRIAL FACILITIES TAX	1,000.00	3,087.16	0.00	(2,087.16)	308.72
271-000.000-520.000	FEDERAL GRANTS - COMPUTERS	0.00	0.00	0.00	0.00	0.00
271-000.000-523.000	FEDERAL GRANTS - REC & CULTUR	0.00	0.00	0.00	0.00	0.00
271-000.000-569.000	STATE GRANT	6,500.00	7,772.82	3,856.08	(1,272.82)	119.58
271-000.000-573.000	LOCAL COMMUNITY STABILIZATION SHARE	0.00	0.00	0.00	0.00	0.00
271-000.000-574.000	STATE REVENUE SHARING	8,105.00	0.00	0.00	8,105.00	0.00
271-000.000-587.000	CONT./LOCAL UNITS-CULTURE/REC	13,800.00	13,800.00	13,800.00	0.00	100.00
271-000.000-588.000	SUBSCRIPTION CARD SALES	4,500.00	2,858.00	265.00	1,642.00	63.51
271-000.000-629.000	COPIES / DUPLICATING	6,000.00	5,179.70	543.70	820.30	86.33
271-000.000-656.000	PENAL FINES	50,000.00	2.40	0.20	49,997.60	0.00
271-000.000-657.000	BOOK FINES	2,500.00	1,571.83	231.19	928.17	62.87
271-000.000-658.000	ORDINANCE FINES	4,000.00	3,791.80	1,525.05	208.20	94.80
271-000.000-665.000	INTEREST	150.00	1,446.56	202.28	(1,296.56)	964.37
271-000.000-667.000	RENTS	250.00	103.00	29.00	147.00	41.20
271-000.000-667.271	RENTS - MEETING ROOMS	1,000.00	540.00	25.00	460.00	54.00
271-000.000-674.000	CONTRIBUTIONS IN LIEU OF TAX	0.00	0.00	0.00	0.00	0.00
271-000.000-675.000	CONTRIBUTIONS AND DONATIONS	15,000.00	47,403.50	53.85	(32,403.50)	316.02
271-000.000-675.002	CONTR. & DONAT. - TECHNOLOGY	4,000.00	4,778.13	0.00	(778.13)	119.45
271-000.000-675.471	CONTR. & DONAT. - LIBRARY EXPAN	0.00	0.00	0.00	0.00	0.00
271-000.000-675.790	CONTR. & DONT. - BOOKS	1,500.00	24,640.91	139.75	(23,140.91)	1,642.73
271-000.000-675.791	CONTR. & DONT. - BIG READ	0.00	0.00	0.00	0.00	0.00
271-000.000-675.792	CONTR. & DONT.- CHILD. LIBRAR	2,000.00	1,115.04	200.50	884.96	55.75
271-000.000-692.000	OTHER REVENUE	1,000.00	2,250.49	173.59	(1,250.49)	225.05
271-000.000-692.002	OTHER REV - N.B. RESOURCE CNT	0.00	0.00	0.00	0.00	0.00
271-000.000-692.004	OTHER REVENUES - GEEK THE LIB	0.00	0.00	0.00	0.00	0.00
271-000.000-694.000	CASH OVER & (SHORT)	0.00	0.00	0.00	0.00	0.00
TOTAL REVENUES		244,305.00	232,794.35	21,045.19	11,510.65	95.29
Expenditures						
790.000	LIBRARY	237,765.00	175,935.00	21,229.95	61,830.00	74.00
792.000	LIBRARY - CHILDREN'S AREA	14,435.00	7,762.58	152.26	6,672.42	53.78
TOTAL EXPENDITURES		252,200.00	183,697.58	21,382.21	68,502.42	72.84
Fund 271 - LIBRARY FUND:						
TOTAL REVENUES		244,305.00	232,794.35	21,045.19	11,510.65	95.29
TOTAL EXPENDITURES		252,200.00	183,697.58	21,382.21	68,502.42	72.84
NET OF REVENUES & EXPENDITURES		(7,895.00)	49,096.77	(337.02)	(56,991.77)	621.87

PERIOD ENDING 04/30/2017

\*NOTE: Available Balance / Pct Budget Used does not reflect amounts encumbered.

GL NUMBER	DESCRIPTION	2016-17	YTD BALANCE	ACTIVITY FOR	AVAILABLE	% BDGT USED
		AMENDED BUDGET	04/30/2017 NORMAL (ABNORMAL)	MONTH 04/30/2017 INCREASE (DECREASE)	BALANCE NORMAL (ABNORMAL)	
Fund 274 - POLICE - OWI ENFORCEMENT						
Revenues						
274-000.000-505.000	FEDERAL GRANT - PUBLIC SAFETY	0.00	0.00	0.00	0.00	0.00
274-000.000-675.000	CONTRIBUTIONS AND DONATIONS	0.00	0.00	0.00	0.00	0.00
274-000.000-692.000	OTHER REVENUE	0.00	0.00	0.00	0.00	0.00
274-000.000-692.301	OTHER REVENUES - POLICE DEPT	3,000.00	1,500.00	855.05	1,500.00	50.00
TOTAL REVENUES		<u>3,000.00</u>	<u>1,500.00</u>	<u>855.05</u>	<u>1,500.00</u>	<u>50.00</u>
Expenditures						
301.000	POLICE DEPARTMENT	4,000.00	750.00	0.00	3,250.00	18.75
TOTAL EXPENDITURES		<u>4,000.00</u>	<u>750.00</u>	<u>0.00</u>	<u>3,250.00</u>	<u>18.75</u>
Fund 274 - POLICE - OWI ENFORCEMENT:						
TOTAL REVENUES		3,000.00	1,500.00	855.05	1,500.00	50.00
TOTAL EXPENDITURES		4,000.00	750.00	0.00	3,250.00	18.75
NET OF REVENUES & EXPENDITURES		(1,000.00)	750.00	855.05	(1,750.00)	75.00

PERIOD ENDING 04/30/2017

\*NOTE: Available Balance / Pct Budget Used does not reflect amounts encumbered.

GL NUMBER	DESCRIPTION	2016-17	YTD BALANCE	ACTIVITY FOR	AVAILABLE	% BGD USED
		AMENDED BUDGET	04/30/2017 NORMAL (ABNORMAL)	MONTH 04/30/2017 INCREASE (DECREASE)	BALANCE NORMAL (ABNORMAL)	
Fund 362 - BOND AND INTEREST REDEM. FUND						
Revenues						
362-000.000-402.000	CURRENT TAXES	0.00	0.00	0.00	0.00	0.00
362-000.000-665.000	INTEREST	0.00	0.00	0.00	0.00	0.00
362-000.000-692.000	OTHER REVENUE	0.00	0.00	0.00	0.00	0.00
362-000.000-699.101	TRANSFERS IN - GENERAL FUND	0.00	0.00	0.00	0.00	0.00
362-000.000-699.271	TRANSFER IN - LIBRARY	0.00	0.00	0.00	0.00	0.00
362-000.000-699.471	TRANSFER IN - LIBRARY IMPRVMT	0.00	0.00	0.00	0.00	0.00
362-000.000-699.481	TRANSFERS IN - AIRPORT IMPRVM	0.00	0.00	0.00	0.00	0.00
362-000.000-699.496	TRANSFER IN - 3 MEADOWS DEVEL	0.00	0.00	0.00	0.00	0.00
362-000.000-699.711	TRANSFERS IN - CEMETERY CARE	0.00	0.00	0.00	0.00	0.00
TOTAL REVENUES		0.00	0.00	0.00	0.00	0.00
Expenditures						
900.000	CAPITAL OUTLAY	0.00	0.00	0.00	0.00	0.00
905.000	DEBT SERVICE	0.00	0.00	0.00	0.00	0.00
910.000	DEBT SERVICE-INDUSTRIAL PARK #	0.00	0.00	0.00	0.00	0.00
915.000	DEBT SERVICE - LIBRARY EXPNSN	0.00	0.00	0.00	0.00	0.00
920.000	DEBT SERVICE - THREE MEADOWS DEVELOPMEN	0.00	0.00	0.00	0.00	0.00
TOTAL EXPENDITURES		0.00	0.00	0.00	0.00	0.00
Fund 362 - BOND AND INTEREST REDEM. FUND:						
TOTAL REVENUES		0.00	0.00	0.00	0.00	0.00
TOTAL EXPENDITURES		0.00	0.00	0.00	0.00	0.00
NET OF REVENUES & EXPENDITURES		0.00	0.00	0.00	0.00	0.00

PERIOD ENDING 04/30/2017

\*NOTE: Available Balance / Pct Budget Used does not reflect amounts encumbered.

GL NUMBER	DESCRIPTION	2016-17		YTD BALANCE	ACTIVITY FOR	AVAILABLE	% BGDGT
		AMENDED BUDGET	NORMAL	04/30/2017	MONTH 04/30/2017	BALANCE	
			(ABNORMAL)	INCREASE	(DECREASE)	(ABNORMAL)	USED
<b>Fund 401 - CAPITAL IMPROVEMENT FUND</b>							
<b>Revenues</b>							
401-000.000-529.000	FEDERAL GRANT	130,000.00	0.00	0.00	0.00	130,000.00	0.00
401-000.000-566.000	STATE GRANTS-RECREATION CULTU	0.00	0.00	0.00	0.00	0.00	0.00
401-000.000-569.000	STATE GRANT	0.00	0.00	0.00	0.00	0.00	0.00
401-000.000-587.000	CONT./LOCAL UNITS-CULTURE/REC	0.00	0.00	0.00	0.00	0.00	0.00
401-000.000-665.000	INTEREST	0.00	0.00	0.00	0.00	0.00	0.00
401-000.000-672.000	SPECIAL ASSESSMENTS	0.00	0.00	0.00	0.00	0.00	0.00
401-000.000-675.000	CONTRIBUTIONS AND DONATIONS	0.00	0.00	0.00	0.00	0.00	0.00
401-000.000-692.000	OTHER REVENUE	0.00	117,576.85	0.00	0.00	(117,576.85)	100.00
401-000.000-698.000	PROCEEDS-SALE OF BONDS/NOTES	0.00	0.00	0.00	0.00	0.00	0.00
401-000.000-699.101	TRANSFERS IN - GENERAL FUND	300,000.00	0.00	0.00	0.00	300,000.00	0.00
401-000.000-699.202	TRANSFERS IN - MAJOR STREETS	0.00	0.00	0.00	0.00	0.00	0.00
401-000.000-699.244	TRANSFER IN - EDC FUND	0.00	0.00	0.00	0.00	0.00	0.00
401-000.000-699.247	TRANSFERS IN - T.I.F.A FUND	270,000.00	400,498.00	0.00	0.00	(130,498.00)	148.33
401-000.000-699.408	TRANSFER IN - FIELDS OF DREAM	0.00	0.00	0.00	0.00	0.00	0.00
401-000.000-699.517	TRANSFER IN - TRANSF FACILITY	0.00	0.00	0.00	0.00	0.00	0.00
401-000.000-699.711	TRANSFERS IN - CEMETERY CARE	0.00	0.00	0.00	0.00	0.00	0.00
401-000.000-699.715	TRANSFERS IN - OWENS PARK	0.00	0.00	0.00	0.00	0.00	0.00
<b>TOTAL REVENUES</b>		<b>700,000.00</b>	<b>518,074.85</b>	<b>0.00</b>	<b>0.00</b>	<b>181,925.15</b>	<b>74.01</b>
<b>Expenditures</b>							
276.000	CEMETERIES	0.00	0.00	0.00	0.00	0.00	0.00
443.000	SIDEWALKS	52,600.00	0.00	0.00	0.00	52,600.00	0.00
452.000	MAJOR STREET RECONSTRUCTION	230,000.00	259,857.66	0.00	0.00	(29,857.66)	112.98
453.000	LOCAL STREET RECONSTRUCTION	300,000.00	92,495.25	0.00	0.00	207,504.75	30.83
454.000	STREET SEALING-CURRENT YEAR	50,000.00	98,566.23	0.00	0.00	(48,566.23)	197.13
455.000	INDUSTRIAL PARK EXPANSION-MRF	0.00	0.00	0.00	0.00	0.00	0.00
456.000	INDUSTRIAL PARK EXPANSION-CDBG	0.00	0.00	0.00	0.00	0.00	0.00
480.000	DRAINAGE	0.00	0.00	0.00	0.00	0.00	0.00
528.000	TRANSFER FACILITY	0.00	0.00	0.00	0.00	0.00	0.00
756.000	PARKS	8,000.00	5,812.59	0.00	0.00	2,187.41	72.66
900.000	CAPITAL OUTLAY	360,000.00	416,138.16	0.00	0.00	(56,138.16)	115.59
965.000	TRANSFERS TO OTHER FUNDS	0.00	0.00	0.00	0.00	0.00	0.00
<b>TOTAL EXPENDITURES</b>		<b>1,000,600.00</b>	<b>872,869.89</b>	<b>0.00</b>	<b>0.00</b>	<b>127,730.11</b>	<b>87.23</b>
<b>Fund 401 - CAPITAL IMPROVEMENT FUND:</b>							
<b>TOTAL REVENUES</b>		<b>700,000.00</b>	<b>518,074.85</b>	<b>0.00</b>	<b>0.00</b>	<b>181,925.15</b>	<b>74.01</b>
<b>TOTAL EXPENDITURES</b>		<b>1,000,600.00</b>	<b>872,869.89</b>	<b>0.00</b>	<b>0.00</b>	<b>127,730.11</b>	<b>87.23</b>
<b>NET OF REVENUES &amp; EXPENDITURES</b>		<b>(300,600.00)</b>	<b>(354,795.04)</b>	<b>0.00</b>	<b>0.00</b>	<b>54,195.04</b>	<b>118.03</b>

PERIOD ENDING 04/30/2017

\*NOTE: Available Balance / Pct Budget Used does not reflect amounts encumbered.

GL NUMBER	DESCRIPTION	2016-17		YTD BALANCE	ACTIVITY FOR	AVAILABLE		% BDT USED
		AMENDED BUDGET	NORMAL	04/30/2017 (ABNORMAL)	MONTH 04/30/2017 (DECREASE)	NORMAL	(ABNORMAL)	
Fund 408 - FIELDS OF DREAMS								
Revenues								
408-000.000-523.000	FEDERAL GRANTS - REC & CULTUR	0.00		0.00	0.00	0.00		0.00
408-000.000-644.000	CONCESSION SALES	0.00		0.00	0.00	0.00		0.00
408-000.000-665.000	INTEREST	25.00		108.60	14.08	(83.60)		434.40
408-000.000-675.000	CONTRIBUTIONS AND DONATIONS	30,000.00		2,275.00	0.00	27,725.00		7.58
408-000.000-692.408	OTHER REVENUES - TOURNAMENTS	6,500.00		4,035.60	0.00	2,464.40		62.09
408-000.000-699.101	TRANSFERS IN - GENERAL FUND	0.00		0.00	0.00	0.00		0.00
TOTAL REVENUES		36,525.00		6,419.20	14.08	30,105.80		17.57
Expenditures								
751.000	RECREATION DEPARTMENT	36,525.00		2,663.07	0.00	33,861.93		7.29
TOTAL EXPENDITURES		36,525.00		2,663.07	0.00	33,861.93		7.29
Fund 408 - FIELDS OF DREAMS:								
TOTAL REVENUES		36,525.00		6,419.20	14.08	30,105.80		17.57
TOTAL EXPENDITURES		36,525.00		2,663.07	0.00	33,861.93		7.29
NET OF REVENUES & EXPENDITURES		0.00		3,756.13	14.08	(3,756.13)		100.00

PERIOD ENDING 04/30/2017

\*NOTE: Available Balance / Pct Budget Used does not reflect amounts encumbered.

GL NUMBER	DESCRIPTION	2016-17		YTD BALANCE	ACTIVITY FOR	AVAILABLE	% BDGT
		AMENDED BUDGET	NORMAL	04/30/2017 (ABNORMAL)	MONTH 04/30/2017 (DECREASE)	BALANCE (ABNORMAL)	
Fund 409 - STOCK'S PARK							
Revenues							
409-000.000-665.000	INTEREST	100.00		208.10	27.79	(108.10)	208.10
409-000.000-675.000	CONTRIBUTIONS AND DONATIONS	15,000.00		13,236.69	100.00	1,763.31	88.24
409-000.000-675.001	CONTRA. & DONAT. - FENCE	0.00		0.00	0.00	0.00	0.00
409-000.000-675.409	CONTR. & DONT. - PAVILION	0.00		0.00	0.00	0.00	0.00
TOTAL REVENUES		15,100.00		13,444.79	127.79	1,655.21	89.04
Expenditures							
756.000	PARKS	15,100.00		13,241.49	2,038.58	1,858.51	87.69
TOTAL EXPENDITURES		15,100.00		13,241.49	2,038.58	1,858.51	87.69
Fund 409 - STOCK'S PARK:							
TOTAL REVENUES		15,100.00		13,444.79	127.79	1,655.21	89.04
TOTAL EXPENDITURES		15,100.00		13,241.49	2,038.58	1,858.51	87.69
NET OF REVENUES & EXPENDITURES		0.00		203.30	(1,910.79)	(203.30)	100.00



PERIOD ENDING 04/30/2017

\*NOTE: Available Balance / Pct Budget Used does not reflect amounts encumbered.

GL NUMBER	DESCRIPTION	2016-17	YTD BALANCE	ACTIVITY FOR	AVAILABLE	% BDGT
		AMENDED BUDGET	04/30/2017	MONTH 04/30/2017	BALANCE	
			NORMAL (ABNORMAL)	INCREASE (DECREASE)	NORMAL (ABNORMAL)	USED
Fund 471 - LIBRARY IMPROVEMENT FUND						
Revenues						
471-000.000-665.000	INTEREST	0.00	0.00	0.00	0.00	0.00
471-000.000-675.000	CONTRIBUTIONS AND DONATIONS	0.00	0.00	0.00	0.00	0.00
471-000.000-698.790	PROCEEDS FORM NOTE ISSUANCE	0.00	0.00	0.00	0.00	0.00
471-000.000-699.271	TRANSFER IN - LIBRARY	0.00	0.00	0.00	0.00	0.00
TOTAL REVENUES		0.00	0.00	0.00	0.00	0.00
Expenditures						
790.000	LIBRARY	0.00	0.00	0.00	0.00	0.00
TOTAL EXPENDITURES		0.00	0.00	0.00	0.00	0.00
Fund 471 - LIBRARY IMPROVEMENT FUND:						
TOTAL REVENUES		0.00	0.00	0.00	0.00	0.00
TOTAL EXPENDITURES		0.00	0.00	0.00	0.00	0.00
NET OF REVENUES & EXPENDITURES		0.00	0.00	0.00	0.00	0.00

PERIOD ENDING 04/30/2017

\*NOTE: Available Balance / Pct Budget Used does not reflect amounts encumbered.

GL NUMBER	DESCRIPTION	2016-17 AMENDED BUDGET	YTD BALANCE	ACTIVITY FOR	AVAILABLE	% BDGT USED
			04/30/2017 NORMAL (ABNORMAL)	MONTH 04/30/2017 INCREASE (DECREASE)	BALANCE NORMAL (ABNORMAL)	
Fund 481 - AIRPORT IMPROVEMENT FUND						
Revenues						
481-000.000-515.000	FEDERAL GRANT - AIRPORT	50,000.00	0.00	0.00	50,000.00	0.00
481-000.000-569.000	STATE GRANT	0.00	0.00	0.00	0.00	0.00
481-000.000-665.000	INTEREST	0.00	8.25	0.00	(8.25)	100.00
481-000.000-667.000	RENTS	21,785.00	22,052.00	0.00	(267.00)	101.23
481-000.000-667.481	RENTS - AIRPORT HANGARS	1,000.00	4,702.50	701.25	(3,702.50)	470.25
481-000.000-667.482	RENTS - GROUND LEASE	1,140.00	600.00	0.00	540.00	52.63
481-000.000-690.000	OTHER REFUNDS	0.00	0.00	0.00	0.00	0.00
481-000.000-690.481	OTHER REFUNDS-LANDING FEES	0.00	0.00	0.00	0.00	0.00
481-000.000-690.957	OTHER REFUNDS - PROPERTY TAXE	0.00	0.00	0.00	0.00	0.00
481-000.000-692.000	OTHER REVENUE	5,000.00	525.70	0.00	4,474.30	10.51
481-000.000-692.295	OTHER REVENUES - FUEL SALES	0.00	15,172.71	1,678.86	(15,172.71)	100.00
481-000.000-698.000	PROCEEDS-SALE OF BONDS/NOTES	0.00	0.00	0.00	0.00	0.00
481-000.000-699.101	TRANSFERS IN - GENERAL FUND	0.00	0.00	0.00	0.00	0.00
TOTAL REVENUES		78,925.00	43,061.16	2,380.11	35,863.84	54.56
Expenditures						
900.000	CAPITAL OUTLAY	54,500.00	19,772.36	0.00	34,727.64	36.28
TOTAL EXPENDITURES		54,500.00	19,772.36	0.00	34,727.64	36.28
Fund 481 - AIRPORT IMPROVEMENT FUND:						
TOTAL REVENUES		78,925.00	43,061.16	2,380.11	35,863.84	54.56
TOTAL EXPENDITURES		54,500.00	19,772.36	0.00	34,727.64	36.28
NET OF REVENUES & EXPENDITURES		24,425.00	23,288.80	2,380.11	1,136.20	95.35

PERIOD ENDING 04/30/2017

\*NOTE: Available Balance / Pct Budget Used does not reflect amounts encumbered.

GL NUMBER	DESCRIPTION	2016-17	YTD BALANCE	ACTIVITY FOR	AVAILABLE	% BDGT USED
		AMENDED BUDGET	04/30/2017 NORMAL (ABNORMAL)	MONTH 04/30/2017 INCREASE (DECREASE)	BALANCE NORMAL (ABNORMAL)	
Fund 496 - THREE MEADOWS DEVELOPMENT						
Revenues						
496-000.000-672.001	SPECIAL ASSESSMENT - PLAT 1	0.00	0.00	0.00	0.00	0.00
496-000.000-672.002	SPECIAL ASSESSMENT - PLAT 2	0.00	0.00	0.00	0.00	0.00
496-000.000-672.003	SPECIAL ASSESSMENT - PLAT 3	0.00	0.00	0.00	0.00	0.00
496-000.000-672.004	SPECIAL ASSESSMENT - PLAT 4	0.00	0.00	0.00	0.00	0.00
496-000.000-672.005	SPECIAL ASSESSMENT - PLAT 5	0.00	0.00	0.00	0.00	0.00
496-000.000-672.010	SPECIAL ASSESSMENT - OFFICE	0.00	0.00	0.00	0.00	0.00
496-000.000-673.000	SALE OF CITY PROPERTY	0.00	0.00	0.00	0.00	0.00
496-000.000-692.000	OTHER REVENUE	0.00	1,778.06	27.44	(1,778.06)	100.00
496-000.000-698.000	PROCEEDS-SALE OF BONDS/NOTES	0.00	0.00	0.00	0.00	0.00
496-000.000-699.101	TRANSFERS IN - GENERAL FUND	0.00	0.00	0.00	0.00	0.00
496-000.000-699.401	TRANSFERS IN - CAPITAL IMPROV	0.00	0.00	0.00	0.00	0.00
TOTAL REVENUES		0.00	1,778.06	27.44	(1,778.06)	100.00
Expenditures						
900.000	CAPITAL OUTLAY	0.00	0.00	0.00	0.00	0.00
TOTAL EXPENDITURES		0.00	0.00	0.00	0.00	0.00
Fund 496 - THREE MEADOWS DEVELOPMENT:						
TOTAL REVENUES		0.00	1,778.06	27.44	(1,778.06)	100.00
TOTAL EXPENDITURES		0.00	0.00	0.00	0.00	0.00
NET OF REVENUES & EXPENDITURES		0.00	1,778.06	27.44	(1,778.06)	100.00

PERIOD ENDING 04/30/2017

\*NOTE: Available Balance / Pct Budget Used does not reflect amounts encumbered.

GL NUMBER	DESCRIPTION	2016-17	YTD BALANCE	ACTIVITY FOR	AVAILABLE	% BDGT
		AMENDED BUDGET	04/30/2017	MONTH 04/30/2017	BALANCE	
			NORMAL (ABNORMAL)	INCREASE (DECREASE)	NORMAL (ABNORMAL)	USED
Fund 517 - TRANSFER FACILITY FUND						
Revenues						
517-000.000-665.000	INTEREST	0.00	0.00	0.00	0.00	0.00
517-000.000-667.000	RENTS	0.00	0.00	0.00	0.00	0.00
517-000.000-668.000	ROYALTIES	0.00	0.00	0.00	0.00	0.00
TOTAL REVENUES		0.00	0.00	0.00	0.00	0.00
Expenditures						
528.000	TRANSFER FACILITY	0.00	0.00	0.00	0.00	0.00
TOTAL EXPENDITURES		0.00	0.00	0.00	0.00	0.00
Fund 517 - TRANSFER FACILITY FUND:						
TOTAL REVENUES		0.00	0.00	0.00	0.00	0.00
TOTAL EXPENDITURES		0.00	0.00	0.00	0.00	0.00
NET OF REVENUES & EXPENDITURES		0.00	0.00	0.00	0.00	0.00

PERIOD ENDING 04/30/2017

\*NOTE: Available Balance / Pct Budget Used does not reflect amounts encumbered.

GL NUMBER	DESCRIPTION	2016-17	YTD BALANCE	ACTIVITY FOR	AVAILABLE	% BDGT USED
		AMENDED BUDGET	04/30/2017 NORMAL (ABNORMAL)	MONTH 04/30/2017 INCREASE (DECREASE)	BALANCE NORMAL (ABNORMAL)	
Fund 588 - DIAL-A-RIDE FUND						
Revenues						
588-000.000-529.000	FEDERAL GRANT	66,490.00	44,260.00	0.00	22,230.00	66.57
588-000.000-569.000	STATE GRANT	128,525.00	121,692.00	14,098.00	6,833.00	94.68
588-000.000-569.001	STATE GRANT - MARKETING	0.00	0.00	0.00	0.00	0.00
588-000.000-569.588	STATE GRANT - CAPITAL	194,000.00	0.00	0.00	194,000.00	0.00
588-000.000-651.000	USE AND ADMISSION FEES	55,500.00	39,618.25	5,353.00	15,881.75	71.38
588-000.000-673.000	SALE OF CITY PROPERTY	0.00	0.00	0.00	0.00	0.00
588-000.000-692.000	OTHER REVENUE	0.00	0.00	0.00	0.00	0.00
588-000.000-699.101	TRANSFERS IN - GENERAL FUND	108,890.00	0.00	0.00	108,890.00	0.00
TOTAL REVENUES		553,405.00	205,570.25	19,451.00	347,834.75	37.15
Expenditures						
175.000	ADMINISTRATIVE SERVICES	55,000.00	0.00	0.00	55,000.00	0.00
588.000	DIAL-A-RIDE	498,405.00	214,779.78	13,435.98	283,625.22	43.09
TOTAL EXPENDITURES		553,405.00	214,779.78	13,435.98	338,625.22	38.81
Fund 588 - DIAL-A-RIDE FUND:						
TOTAL REVENUES		553,405.00	205,570.25	19,451.00	347,834.75	37.15
TOTAL EXPENDITURES		553,405.00	214,779.78	13,435.98	338,625.22	38.81
NET OF REVENUES & EXPENDITURES		0.00	(9,209.53)	6,015.02	9,209.53	100.00

User: BTEW

DB: Hillsdale

PERIOD ENDING 04/30/2017

\*NOTE: Available Balance / Pct Budget Used does not reflect amounts encumbered.

GL NUMBER	DESCRIPTION	2016-17		YTD BALANCE	ACTIVITY FOR	AVAILABLE	% BDGT USED
		AMENDED BUDGET	NORMAL	04/30/2017 (ABNORMAL)	MONTH 04/30/2017 (DECREASE)	BALANCE (ABNORMAL)	
Fund 633 - PUBLIC SERVICES INV. FUND							
Revenues							
633-000.000-650.000	SALE OF MATERIALS	215,675.00		2,021.98	140.00	213,653.02	0.94
633-000.000-699.999	OTHER REFUNDS	0.00		0.00	0.00	0.00	0.00
TOTAL REVENUES		215,675.00		2,021.98	140.00	213,653.02	0.94
Expenditures							
233.000	PUBLIC SERVICES INVENTORY	215,675.00		22,278.06	152.07	193,396.94	10.33
TOTAL EXPENDITURES		215,675.00		22,278.06	152.07	193,396.94	10.33
Fund 633 - PUBLIC SERVICES INV. FUND:							
TOTAL REVENUES		215,675.00		2,021.98	140.00	213,653.02	0.94
TOTAL EXPENDITURES		215,675.00		22,278.06	152.07	193,396.94	10.33
NET OF REVENUES & EXPENDITURES		0.00		(20,256.08)	(12.07)	20,256.08	100.00

PERIOD ENDING 04/30/2017

\*NOTE: Available Balance / Pct Budget Used does not reflect amounts encumbered.

GL NUMBER	DESCRIPTION	2016-17		YTD BALANCE	ACTIVITY FOR	AVAILABLE	% BGD USED
		AMENDED BUDGET	NORMAL	04/30/2017 (ABNORMAL)	MONTH 04/30/2017 (DECREASE)	BALANCE (ABNORMAL)	
Fund 640 - REVOLVING MOBILE EQUIP. FUND							
Revenues							
640-000.000-665.000	INTEREST	500.00		1,024.58	47.24	(524.58)	204.92
640-000.000-667.000	RENTS	280,000.00		164,602.68	14,644.53	115,397.32	58.79
640-000.000-667.301	RENTS - POLICE VEHICLES	85,330.00		64,051.50	7,696.50	21,278.50	75.06
640-000.000-673.000	SALE OF CITY PROPERTY	2,000.00		34,608.00	0.00	(32,608.00)	1,730.40
640-000.000-692.000	OTHER REVENUE	15,000.00		6,322.23	1,131.43	8,677.77	42.15
640-000.000-692.039	OTHER REVENUE - BPU	0.00		0.00	0.00	0.00	0.00
640-000.000-699.101	TRANSFERS IN - GENERAL FUND	0.00		0.00	0.00	0.00	0.00
640-000.000-699.247	TRANSFERS IN - T.I.F.A FUND	0.00		0.00	0.00	0.00	0.00
TOTAL REVENUES		382,830.00		270,608.99	23,519.70	112,221.01	70.69
Expenditures							
444.000	MOBILE EQUIPMENT MAINTENANCE	501,425.00		400,876.28	12,792.30	100,548.72	79.95
TOTAL EXPENDITURES		501,425.00		400,876.28	12,792.30	100,548.72	79.95
Fund 640 - REVOLVING MOBILE EQUIP. FUND:							
TOTAL REVENUES		382,830.00		270,608.99	23,519.70	112,221.01	70.69
TOTAL EXPENDITURES		501,425.00		400,876.28	12,792.30	100,548.72	79.95
NET OF REVENUES & EXPENDITURES		(118,595.00)		(130,267.29)	10,727.40	11,672.29	109.84

User: BTEW

DB: Hillsdale

PERIOD ENDING 04/30/2017

\*NOTE: Available Balance / Pct Budget Used does not reflect amounts encumbered.

GL NUMBER	DESCRIPTION	2016-17	YTD BALANCE	ACTIVITY FOR	AVAILABLE	% BDGT USED
		AMENDED BUDGET	04/30/2017 NORMAL (ABNORMAL)	MONTH 04/30/2017 INCREASE (DECREASE)	BALANCE NORMAL (ABNORMAL)	
Fund 663 - FIRE VEHICLE & EQUIPMENT FUND						
Revenues						
663-000.000-665.000	INTEREST	50.00	249.04	30.79	(199.04)	498.08
663-000.000-673.000	SALE OF CITY PROPERTY	0.00	400.00	0.00	(400.00)	100.00
663-000.000-690.000	OTHER REFUNDS	100.00	0.00	0.00	100.00	0.00
663-000.000-699.101	TRANSFERS IN - GENERAL FUND	0.00	0.00	0.00	0.00	0.00
663-000.000-699.999	OTHER REFUNDS	0.00	0.00	0.00	0.00	0.00
TOTAL REVENUES		150.00	649.04	30.79	(499.04)	432.69
Expenditures						
336.000	FIRE DEPARTMENT	0.00	0.00	0.00	0.00	0.00
TOTAL EXPENDITURES		0.00	0.00	0.00	0.00	0.00
Fund 663 - FIRE VEHICLE & EQUIPMENT FUND:						
TOTAL REVENUES		150.00	649.04	30.79	(499.04)	432.69
TOTAL EXPENDITURES		0.00	0.00	0.00	0.00	0.00
NET OF REVENUES & EXPENDITURES		150.00	649.04	30.79	(499.04)	432.69



PERIOD ENDING 04/30/2017

\*NOTE: Available Balance / Pct Budget Used does not reflect amounts encumbered.

GL NUMBER	DESCRIPTION	2016-17	YTD BALANCE	ACTIVITY FOR	AVAILABLE	% BDGT USED
		AMENDED BUDGET	04/30/2017 NORMAL (ABNORMAL)	MONTH 04/30/2017 INCREASE (DECREASE)	BALANCE NORMAL (ABNORMAL)	
Fund 677 - UNEMPLOYMENT INSURANCE FUND						
Revenues						
677-000.000-665.000	INTEREST	125.00	474.88	59.58	(349.88)	379.90
677-000.000-692.000	OTHER REVENUE	2,200.00	2,200.00	0.00	0.00	100.00
TOTAL REVENUES		<u>2,325.00</u>	<u>2,674.88</u>	<u>59.58</u>	<u>(349.88)</u>	<u>115.05</u>
Expenditures						
175.000	ADMINISTRATIVE SERVICES	5,000.00	422.26	0.00	4,577.74	8.45
TOTAL EXPENDITURES		<u>5,000.00</u>	<u>422.26</u>	<u>0.00</u>	<u>4,577.74</u>	<u>8.45</u>
Fund 677 - UNEMPLOYMENT INSURANCE FUND:						
TOTAL REVENUES		2,325.00	2,674.88	59.58	(349.88)	115.05
TOTAL EXPENDITURES		5,000.00	422.26	0.00	4,577.74	8.45
NET OF REVENUES & EXPENDITURES		<u>(2,675.00)</u>	<u>2,252.62</u>	<u>59.58</u>	<u>(4,927.62)</u>	<u>84.21</u>

PERIOD ENDING 04/30/2017

\*NOTE: Available Balance / Pct Budget Used does not reflect amounts encumbered.

GL NUMBER	DESCRIPTION	2016-17	YTD BALANCE	ACTIVITY FOR	AVAILABLE	% BDGT USED
		AMENDED BUDGET	04/30/2017 NORMAL (ABNORMAL)	MONTH 04/30/2017 INCREASE (DECREASE)	BALANCE NORMAL (ABNORMAL)	
Fund 699 - DPS LEAVE AND BENEFITS FUND						
Revenues						
699-000.000-690.000	OTHER REFUNDS	178,415.00	141,837.03	1,977.32	36,577.97	79.50
699-000.000-699.000	TRANSFER IN	0.00	0.00	0.00	0.00	0.00
699-000.000-699.101	TRANSFERS IN - GENERAL FUND	0.00	0.00	0.00	0.00	0.00
699-000.000-699.999	OTHER REFUNDS	0.00	0.00	0.00	0.00	0.00
TOTAL REVENUES		<u>178,415.00</u>	<u>141,837.03</u>	<u>1,977.32</u>	<u>36,577.97</u>	<u>79.50</u>
Expenditures						
441.000	PUBLIC SERVICES DEPARTMENT	178,415.00	141,837.05	1,818.72	36,577.95	79.50
TOTAL EXPENDITURES		<u>178,415.00</u>	<u>141,837.05</u>	<u>1,818.72</u>	<u>36,577.95</u>	<u>79.50</u>
Fund 699 - DPS LEAVE AND BENEFITS FUND:						
TOTAL REVENUES		<u>178,415.00</u>	<u>141,837.03</u>	<u>1,977.32</u>	<u>36,577.97</u>	<u>79.50</u>
TOTAL EXPENDITURES		<u>178,415.00</u>	<u>141,837.05</u>	<u>1,818.72</u>	<u>36,577.95</u>	<u>79.50</u>
NET OF REVENUES & EXPENDITURES		0.00	(0.02)	158.60	0.02	100.00

PERIOD ENDING 04/30/2017

\*NOTE: Available Balance / Pct Budget Used does not reflect amounts encumbered.

GL NUMBER	DESCRIPTION	2016-17	YTD BALANCE	ACTIVITY FOR	AVAILABLE	% BDGT USED
		AMENDED BUDGET	04/30/2017 NORMAL (ABNORMAL)	MONTH 04/30/2017 INCREASE (DECREASE)	BALANCE NORMAL (ABNORMAL)	
Fund 711 - CEMETERY PERPETUAL CARE FUND						
Revenues						
711-000.000-642.100	SALE OF CEMETERY LOTS-LAKEVIE	10,000.00	5,800.00	0.00	4,200.00	58.00
711-000.000-642.200	SALE OF CEMETERY LOTS-OAKGROV	10,000.00	6,900.50	0.00	3,099.50	69.01
711-000.000-665.000	INTEREST	15,000.00	8,735.34	2,129.64	6,264.66	58.24
711-000.000-670.000	GAIN (LOSS) ON SALE OF INVEST	0.00	0.00	0.00	0.00	0.00
TOTAL REVENUES		35,000.00	21,435.84	2,129.64	13,564.16	61.25
Expenditures						
276.000	CEMETERIES	0.00	0.00	0.00	0.00	0.00
965.000	TRANSFERS TO OTHER FUNDS	20,000.00	0.00	0.00	20,000.00	0.00
TOTAL EXPENDITURES		20,000.00	0.00	0.00	20,000.00	0.00
Fund 711 - CEMETERY PERPETUAL CARE FUND:						
TOTAL REVENUES		35,000.00	21,435.84	2,129.64	13,564.16	61.25
TOTAL EXPENDITURES		20,000.00	0.00	0.00	20,000.00	0.00
NET OF REVENUES & EXPENDITURES		15,000.00	21,435.84	2,129.64	(6,435.84)	142.91

PERIOD ENDING 04/30/2017

\*NOTE: Available Balance / Pct Budget Used does not reflect amounts encumbered.

GL NUMBER	DESCRIPTION	2016-17	YTD BALANCE	ACTIVITY FOR	AVAILABLE	% BDGT
		AMENDED BUDGET	04/30/2017	MONTH 04/30/2017	BALANCE	
			NORMAL (ABNORMAL)	INCREASE (DECREASE)	NORMAL (ABNORMAL)	USED
Fund 712 - STOCK'S PARK PERPETUAL MAINT.						
Revenues						
712-000.000-665.000	INTEREST	100.00	256.13	101.14	(156.13)	256.13
712-000.000-675.000	CONTRIBUTIONS AND DONATIONS	7,500.00	6,708.00	6,708.00	792.00	89.44
712-000.000-699.409	TRANSFER IN - STOCKS PARK FUN	0.00	0.00	(6,708.00)	0.00	0.00
TOTAL REVENUES		7,600.00	6,964.13	101.14	635.87	91.63
Expenditures						
756.000	PARKS	0.00	0.00	0.00	0.00	0.00
TOTAL EXPENDITURES		0.00	0.00	0.00	0.00	0.00
Fund 712 - STOCK'S PARK PERPETUAL MAINT.:						
TOTAL REVENUES		7,600.00	6,964.13	101.14	635.87	91.63
TOTAL EXPENDITURES		0.00	0.00	0.00	0.00	0.00
NET OF REVENUES & EXPENDITURES		7,600.00	6,964.13	101.14	635.87	91.63

User: BTEW

DB: Hillsdale

PERIOD ENDING 04/30/2017

\*NOTE: Available Balance / Pct Budget Used does not reflect amounts encumbered.

GL NUMBER	DESCRIPTION	2016-17	YTD BALANCE	ACTIVITY FOR	AVAILABLE	% BDGT USED
		AMENDED BUDGET	04/30/2017 NORMAL (ABNORMAL)	MONTH 04/30/2017 INCREASE (DECREASE)	BALANCE NORMAL (ABNORMAL)	
Fund 715 - R. L. OWEN MEMORIAL FUND						
Revenues						
715-000.000-665.000	INTEREST	6,000.00	5,172.59	0.00	827.41	86.21
TOTAL REVENUES		<u>6,000.00</u>	<u>5,172.59</u>	<u>0.00</u>	<u>827.41</u>	<u>86.21</u>
Expenditures						
265.000	BUILDING AND GROUNDS	0.00	0.00	0.00	0.00	0.00
TOTAL EXPENDITURES		<u>0.00</u>	<u>0.00</u>	<u>0.00</u>	<u>0.00</u>	<u>0.00</u>
Fund 715 - R. L. OWEN MEMORIAL FUND:						
TOTAL REVENUES		6,000.00	5,172.59	0.00	827.41	86.21
TOTAL EXPENDITURES		<u>0.00</u>	<u>0.00</u>	<u>0.00</u>	<u>0.00</u>	<u>0.00</u>
NET OF REVENUES & EXPENDITURES		6,000.00	5,172.59	0.00	827.41	86.21
TOTAL REVENUES - ALL FUNDS		8,518,155.00	6,281,335.73	456,352.96	2,236,819.27	73.74
TOTAL EXPENDITURES - ALL FUNDS		<u>9,332,765.00</u>	<u>6,169,142.45</u>	<u>311,047.72</u>	<u>3,163,622.55</u>	<u>66.10</u>
NET OF REVENUES & EXPENDITURES		(814,610.00)	112,193.28	145,305.24	(926,803.28)	13.77

**Hillsdale Police Department - 1st Quarter 2017**  
(January-February-March Data)

		2017	2016	2015	2014	2013
<b>Traffic</b>	Accidents - Property Damage / PI	61	56	29	86	53
	Accidents - Fatalities	0	0	0	0	0
	Traffic & Appearance Tickets	185	144	198	82	148
<b>Time Expenditure in Hours</b>	Patrol	1,851	1,975	1,878	2,097	2,542
	Traffic Complaints	467	469	390	350	423
	Investigations	1,192	1,241	1,225	1,111	1,170
	Report Writing	692	758	767	802	619
	Reserve Hours Worked	196	10	15	29	48
<b>Assistance</b>	General & Other Agencies	382	391	373	310	340
	Property Inspections, Building Checks	2,499	2,871	3,318	4,394	5,705
	Civil/ Neighborhood Disputes	117	163	134	164	170
	Suspicious Situations	142	160	114	166	202
<b>Criminal Activity</b>	Murder/Manslaughter	0	0	0	0	0
	Kidnapping	0	0	0	1	0
	Sex Offenses (All)	1	4	5	6	7
	Robbery	0	0	0	0	0
	Assault/Stalking	23	20	18	22	31
	Arson	0	0	0	0	0
	Burglary	3	5	5	4	10
	Larceny/Retail Fraud	17	10	9	14	27
	Motor Vehicle Theft	0	2	0	1	0
	Fraud/Forgery	10	8	5	7	4
	Damage to Property	5	3	4	5	9
	Narcotics	20	28	26	30	11
	Weapons	0	3	1	1	1
	Bad Checks	3	8	5	11	7
	Family	1	1	0	1	0
	Liquor Law Violations	4	0	0	0	1
	OWI (Operating While Intoxicated)	8	9	11	11	12
	Public Peace/Disorderly	14	10	10	12	29
	Health & Safety/Code Enforcement	7	8	14	22	19
Obstructing Police & Justice	39	35	38	51	43	
<b>Incidents</b>	Total - All Calls for Service	1,810	1,813	2,437	2,029	2,433
	Juvenile Complaints	44	19	31	30	24
<b>Arrest Charges</b>	Total Arrests	96	138	134	165	148
<b>Collections</b>	Parking Tickets (\$)	\$440	\$410	\$760	\$1,190	\$1,128
	Improper Parking Tickets Issued	36	32	80	111	113

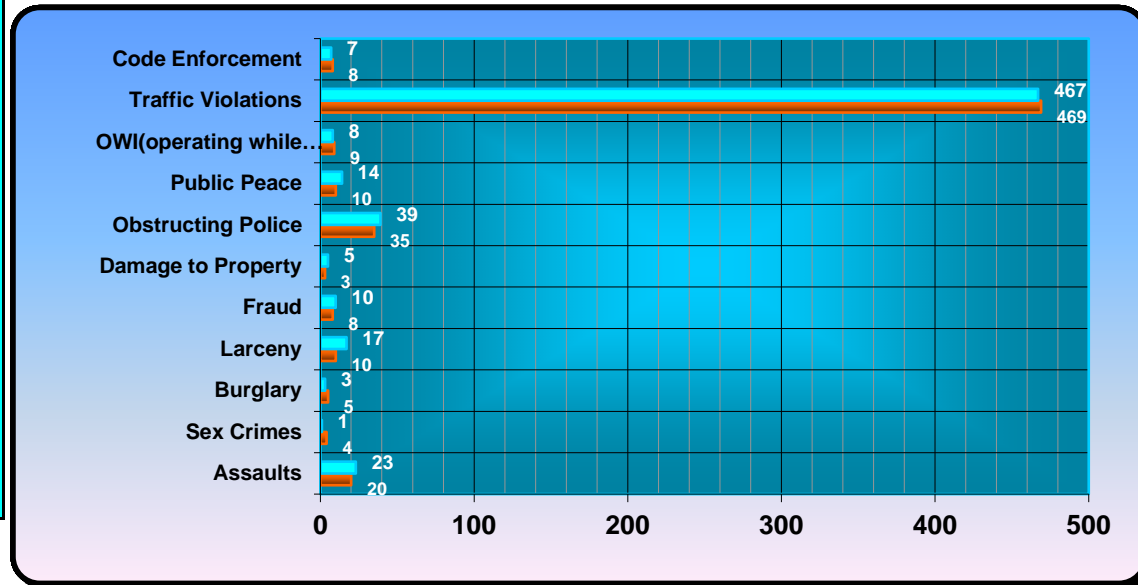
Date \_\_\_\_\_

Chief \_\_\_\_\_

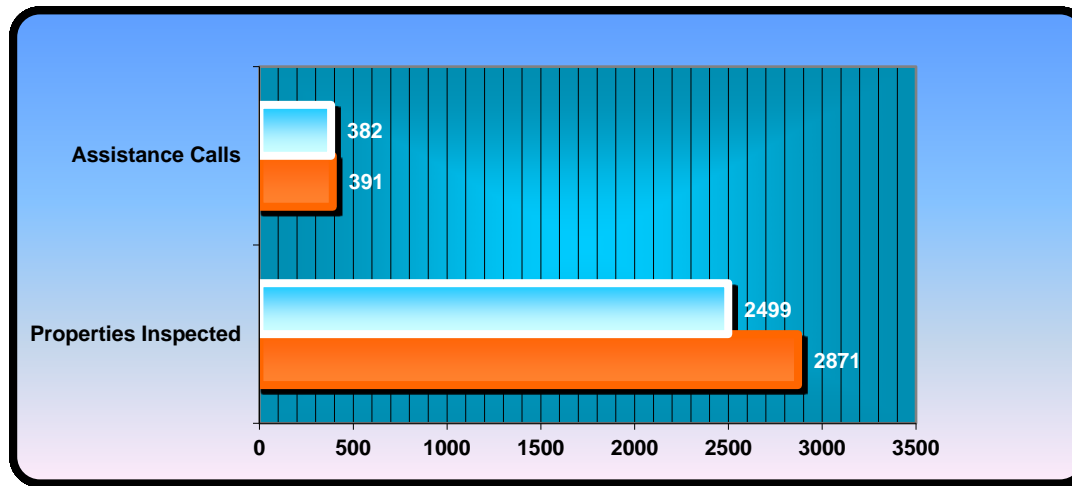
# Hillsdale City Police Department

Year: 2016-2017  
(First Quarter 2017)

	<u>2016</u>	<u>2017</u>
Assaults	20	23
Sex Crimes	4	1
Burglary	5	3
Larceny	10	17
Fraud	8	10
Damage to Property	3	5
Obstructing Police	35	39
Public Peace	10	14
OWI(operating while intoxicated)	9	8
Traffic Violations	469	467
Code Enforcement	8	7
////////////////////////////////////	////////////////////////////////////	////////////////////////////////////
<u>2016</u>	<u>2016</u>	<u>2017</u>
Properties Inspected	2871	2499
Assistance Calls	391	382



First Quarter - 2017



**Minutes Operations and Governance Committee**

**6 p.m. May 22, 2017**

**City of Hillsdale**

**97 North Broad Street**

**Hillsdale, Michigan 49242**

The meeting was called to order by Chairman Dixon at 1800

Members Present: Mayor Sessions, Councilman Dixon, Councilman Flannery, Councilman Watkins

Others present: Penny Swan

Public comment: None

Mayor Sessions provided insight into his letter recommending an increase in salary for City Manager Mackie (5% apx. \$4,900).

High points included excellent communication, increased overall evaluation from previous year (4.74 out of 5 in 2017)

Brought in over \$2 Million in grants.

After discussion, moved by Flannery seconded by Dixon to approve. All Ayes.

Public Comment: Penny Swan felt giving a raise to the City Manager was ridiculous. Already makes more than most people in town.

Meeting adjourned at 1817

Respectfully submitted,

Councilman Brian Watkins, Ward 1



## **TIFA Façade Grant Committee Meeting Minutes**

### **2nd Floor Conference Room**

**May 11, 2017 8:00 am**

#### **I. Call to Order 8:00 am**

- A. Members present: Cindy Bieszk, Saul Giminez (Chair)
- B. Others present: Alan Beeker (Zoning Administrator), Don Hernandez, Chris Sumnar
- C. Members absent: Robert Socha

#### **II. Old Business**

No Old Business

#### **III. New Business**

Façade Grant Application – **30 S. Manning St.** – Don Hernandez, on behalf of Rose Corner Bed & Breakfast, is seeking a Façade Improvement Grant to repaint the exterior of the building, located at 30 S. Manning St. The project will prepare and repaint the building. He is asking for the 75% paint only grant, which has a maximum grant of \$3000. Student Painters will be doing the work. The project will begin as soon as the weather permits. The project total is **\$6,500.00**.

The standard 1:1 match grant would allow an additional \$250. Saul Giminez moved to approve the grant for **\$3250**. Cindy Bieszk seconded. Motion passed.

Façade Grant Application – **83 N. Broad St.** – Chris Sumnar, on behalf of Vested Risk Strategy, formerly Sumnar-Scholl Insurance, is seeking a Façade Improvement Grant to update the exterior of the building, located at 83 N. Broad St. The project includes repainting the exterior, new signage and new window awnings. The project will begin as soon as the contractors are available. The project total is **\$17,771.00**.

The grant may not be used to pay for permit fees. Without permit fees, the amended project total would be **\$17,679.20**. Mr. Sumnar commented that there have been additional architectural fees since the application was submitted. Ms. Bieszk stated that he may submit additional architectural fees with a letter of amendment. Mr. Giminez moved to grant a 1:1 match grant totaling **\$8839.60**. Ms. Bieszk seconded, motion passed.

**IV. Adjournment: 8:25 am** – Mr. Giminez motioned to adjourn, Ms. Bieszk seconded. Meeting adjourned



# CITY OF HILLSDALE

## Tax Increment Finance Authority TIFA Regular Meeting 3<sup>rd</sup> Floor City Hall March 21, 2017

### **I. Call to Order at 7:30 am**

- A. Members Present: Saul Giminez, Cindy Bieszk, Mike Parney, Chris Sumnar, Chris Bahash, Kathy Newell, Andrew Gelzer, Robert Socha
- B. Others present: Mary Wolfram (Economic Development), Alan Beeker (Zoning Administrator), Allison McDowell, Connie Sexton, Randy Yagiela
- C. Members Absent: Deb Kamen (excused), Mike Harner (excused)

### **II. Consent Agenda**

- A. Minutes from Regular Meeting 1/17/2017 – draft
- B. Minutes: Targeted Development Committee 1/31/2017 – draft
- C. Minutes: Targeted Development Committee 3/14/2017 – draft
- D. Minutes: Façade Grant Committee 2/23/2017
- E. Financial Statements

Amend agenda to add Business Attraction application, utility easement and Business Attraction parameter amendments to Targeted Development portion of agenda. Mike Harner moved to approve the agenda as amended. Rob Socha seconded, motion passed.

### **III. Public Comment**

No Public Comment.

### **IV. Old Business**

- A. 2017/2018 Budget – Reviewed the budget. Kathy wants to include an additional \$10,000 to hire someone to work through the whole year for Beautification and additional supplies. Revenue has decreased by 15%. The decisions that need to be decided are does the money go to beautification/snow removal or to infrastructure costs. \$10,000 for the liquor license transfer needs to be included. Kathy Newell moved to add \$10,000 to Beautification, Mike Parney supported. Mike Parney requested to amend the motion to \$5000, motion passed. Ms. Wolfram suggested bidding the snow pile removal be bid to a 3<sup>rd</sup> party contractor. Mike Parney agreed. Mike Parney moved to allocate \$5000 for a 3<sup>rd</sup> party truck contracted for snow pile removal. Andrew Gelzer seconded. Motion passed. \$10,000 for liquor license. New budget total will be \$149,000. Motion passed.

- B. Snow pile removal cost assistance – Mike Parney asked for an itemized list of what it costs to remove snow piles downtown.
- C. Placemaking study – Mr. Beeker and Ms. Wolfram gave a brief overview.
- D. Dawn Theater
  - Grant update – grant started at \$200,000. MEDC liked the project and asked the City to submit a cost estimate to rehabilitate the whole theater. The project total is estimated at \$1.2 to \$1.4 million.
- E. Keefer House
  - a. Hotel Feasibility Study – HIS – completed study in packet
  - b. RFP – Timeline update – 95% completed. Mary Wolfram is asking if the deadline should be pushed back from May 1 to May 8. Chris Bahash moved to push the deadline back to May 8, Mike Parney seconded. Motion passed.

## V. Committee Reports

- A. Façade Grant Committee – Saul Giminez, Chair
  - 1. General Report – nothing to report
  - 2. 56 N. Howell Façade Grant. – Grant Baker submitted an application to paint and repair the facades at the property. The estimated value of the project will be \$19,500. The Façade Committee moved to approve a grant of 50% of the project costs up to \$10,000, Mike Parney seconded. Motion passed.
- B. Beautification / Downtown Amenities- Kathy Newell, Chair
  - 1. General Report – nothing to report.
- C. Targeted Development Committee – Mike Parney, Chair
  - 1. Hero’s Nest Business Attraction Program – Allison McDowell submitted an application for interior renovations to the property at 14 N. Howell St. The project estimate is \$13,000 and \$16,000. The Targeted Development Committee moved to approve the \$10,000 Business Attraction loan, Cindy Bieszk seconded, motion passed.
  - 2. Art Around Town (AAT) Sponsorship – the Heritage Assoc. is willing to run the AAT. Connie Sexton from the Heritage Assoc. spoke to the sponsorship. The group is asking TIFA to help sponsor the day. In the future, sponsorships should go through Beautification. Kathy Newell moved to donate \$100 from Beautification for sponsorship of the Art Around Town. Mike Parney seconded. Motion passed.
  - 3. Smith’s Flowers Utility Easement – Committee suggested that the Board pursue an easement on the Dawn Theater property for Smith’s Flowers (106 N. Broad St.) utilities that are located in the basement of the Theater. To separate and relocate would be too costly. Committee moved to draft and record the easement, Cindy Bieszk supported. Motion passed.
  - 4. Clarify availability of attraction programs - \$10,000 Attraction loans available every 3 years, \$30,000/\$40,000 Attraction loans available every 5 years. Property owners or new business owners eligible for loans but not both per same location. Committee moved to approve changes to Attraction Program parameters as

outlined in Targeted Development Committee minutes dated January 31, 2017,  
Cindy Bieszk supported, motion passed.

**VI. Economic Development Update/Round Table**

**VII. Adjournment** – Cindy Bieszk moved to adjourn, Kathy Newell seconded, motion passed. Meeting adjourned at 8:50 am.

**Next Meeting: May 16, 2017 at 7:30 am.**

**City of Hillsdale, TIFA  
Targeted Development Meeting Minutes  
2nd Floor Conference Room, City Hall  
April 25, 2017, 5:30 pm**

Meeting Call to Order: 5:37 pm

Members present: Mike Parney (Chair), Mike Harner, Andrew Gelzer, Rob Socha, and Chris Sumnar

Members excused: Chris Bahash (excused)

Others present: Alan Beeker, (Zoning)

Public: Penny Swan

**I. Public Comment on Agenda Items**

**II. New Business**

A. Business Attraction Program

- Allow property owners to apply for the programs retroactively
- The Committee does not wish to allow applications to the programs retroactively.

**II. Updates**

A. Dawn Theater update –

1. League of Historic American Theatres (LHAT)

- Mary Wolfram requested that the committee grant official permission to submit a grant application to the Community Foundation for the purpose of attaining the MEDC grant match. The grant request would be for the \$20,000 required match. Mr. Sumnar moved to give Ms. Wolfram permission, Mr. Harner seconded. Motion passed.

2. MEDC grant Letter of Interest – announced

- Mr. Beeker shared the receipt of a letter of interest from MEDC to cover design fees and rehabilitation costs for the Dawn Theater.

B. Hillsdale Brewing Co. / Happy Pants –

- Mary would like TIFA to issue a bridge loan. Chris and both Mikes would be willing as long as there is a commitment from Huntington Bank.
- Recommend to Board Provide a bridge loan with written agreement as to what is needed to complete from the County BO and from the bank regarding payback.
- Sumnar moved, Harner seconded, motion passed.

Mike Parney moved to adjourn, Rob Socha seconded, motion passed. Adjournment 6:12 pm.

Next meeting May 9, 2017 at 5:30 pm

**City of Hillsdale, TIFA  
Targeted Development Meeting Minutes  
2nd Floor Conference Room, City Hall  
May 9, 2017, 5:30 pm**

Meeting Call to Order: 5:35 pm

Members present: Mike Parney (Chair), Mike Harner, Andrew Gelzer, Rob Socha, and Chris Sumnar

Members excused: Chris Bahash

Others present: Alan Beeker (Zoning), Mary Wolfram (EDC), Stephen French (City Clerk)

Public: Penny Swan

**I. Public Comment on Agenda Items**

No Comment

**II. Old Business**

A. Happy Pants – Bridge Loan

- Mike Harner did not feel there is anything to discuss regarding loan details until the letter from the County Building Official. Alan Beeker stated the letter would be ready by Tuesday, May 10. Mary Wolfram would like more information as to how the loan agreement is going to work. The first draft of the bank letter was received from Huntington Bank.

**III. New Business**

A. Keefer RFP

- The proposal submitted by Mark Moore.
  - The proposal is undercapitalized
  - The proposal would take 8 years to complete
  - The proposal expects an annual match of investment from TIFA
- Chris Sumnar moved to reject all proposals submitted as none met the guidelines dictated in the RFP, Andrew Gelzer seconded. Mike Harner did not feel the experience cited in the RFP was enough. Motion passed.

A. Joe Borgstrom suggested that TIFA send out an RFQ for the Keefer.

- An RFQ would invite a development team to submit qualifications to be chosen that would be able to develop the Keefer as a boutique hotel.
- Mr. Borgstrom advised that TIFA can choose a team from the submittals
- John Lovinger is not certain that would be allowed by City policy.
- Mary Wolfram would like to do better research regarding who to send the RFQ.
- Mike Parney directed Ms. Wolfram to start putting together an RFQ.

Mike Parney moved to recommend to the full Board to issue an RFQ. Mr. Sumnar seconded, motion passed.

Kory Osmun – event downtown

- Ms. Wolfram asked whether they would be interested in helping sponsor an event downtown.
- As decided at the March TIFA Board meeting, Special Events coordination should go through the Beautification Committee.
- The Committee does not feel it is something TIFA should sponsor unless it is during business hours and brings people into downtown businesses.
- Mike Parney suggested he look for private sponsors for event.

Mike Parney moved to adjourn, Rob Socha seconded, motion passed. Adjournment 6:35 pm.

Next meeting May 30, 2017 at 5:30 pm

# CITY OF HILLSDALE



Planning Commission  
97 North Broad Street  
Hillsdale, Michigan 49242-1695  
(517) 437-6449 Fax: (517) 437-6450

## PLANNING COMMISSION MINUTES

### REGULAR MEETING

CITY HALL, 97 N. BROAD ST. 2<sup>nd</sup> FLOOR

March 21, 2017 at 5:30 PM

#### **I. Call to Order 5:30 pm**

- A. Pledge of Allegiance
- B. Members present: Chair Amber Yoder, Vice Chair Samuel Nutter, Mayor Scott Sessions, Eric Moore, Robert Schall, M.D., Kerry Laycock
- C. Others present: Alan Beeker (Zoning Administrator), Mary Wolfram (Economic Development), James Barr, Peter Boehm, Gary Wolfram, Penny Swan, Jack McClain, Lonnie Robinson
- D. Members absent: Laura Smith (excused)

#### **II. Consent Items/Communications**

- A. Sam Nutter moved to approve the agenda as presented, Kerry Laycock seconded, motion passed.

#### **III. Public Comment**

No Public Comment

#### **IV. Old Business**

- A. Zoning Map Amendments – Mr. Beeker asked that the public hearings and notification mailings be done in conjunction with the summer tax mailings to save money. Mayor Sessions moved to delay the timeline so that the mailings will be done in conjunction with the city summer tax mailing, Dr. Schall seconded, motion passed.
- B. Residential Zone Amendments – The amendments will be completed and the hearings and votes done in conjunction with the zoning map amendments. The B&B sections of the ordinance will be amended at that time as well.
- C. Industrial Zone Amendments – The amendments will be completed and the hearings and votes done in conjunction with the zoning map amendments.

#### **V. New Business**

- A. **Regions 2 Planning Commission Update** – Mr. Beeker presented an overview of the recent R2PC meeting.

#### **VI. Zoning Administrator Report**

- A. TIFA Placemaking – Mr. Beeker relayed the preliminary results from the Placemaking public meeting.
- B. Form Based Code – Mr. Beeker went through the preliminary code draft with the Commission. Discussion ensued. The general consensus was to focus on the downtown district and not pursue the college corridor district at this time.



## **VII. Special Presentation**

Strata Business Services – Medical Marihuana Municipal Impact – James Barr delivered the presentation regarding the possibilities of the Medical Marihuana businesses. Spoke to the municipal impact of establishing a Medical Marihuana zoning ordinance in the City. Reviewed the new Medical Marihuana laws. Municipalities can opt in to portions or all of the tiers of the program. Strata is only focused on the Medical Marihuana side of the industry.

Peter Boehm delivered a presentation for Project CBD which uses hemp to produce nutritive and health care products.

Mr. Laycock asked why the Medical Marihuana products are not sold in the mainstream pharmacies. Mr. Boehm stated that the mainstream pharmaceutical companies are not interested in entering the market at this time. The pharmaceutical companies have not entered the market because marihuana is still currently illegal at the federal level. He stated that the US is lagging behind the international markets.

Mr. Laycock also asked if there is a study that shows the costs to the community. Mr. Boehm stated that Colorado has experienced less enforcement costs since the legalization of Medical Marihuana. Mr. Barr will look for any studies that reflect enforcement costs and get back to the Commission.

## **VIII. Economic Development**

Ms. Wolfram is going to release the RFP for the Keefer Hotel on Friday, March 24, 2017.

The MEDC grant for the Dawn Theater appears to be moving forward for a full rehab.

## **IX. Public Comment**

Penny Swan asked about the website link to the PC packet. She was unable to find it.

Mr. McClain asked if the new amendments agreed with the Master Plan. He also stated that supported the state's new laws regarding medical marihuana.

## **X. Adjournment at 7:07 pm** – Mayor Sessions moved to adjourn, Kerry Laycock seconded, motion passed. Meeting adjourned.

**Next meeting: April 18, 2017 at 5:30 pm.**

# CITY OF HILLSDALE



Planning Commission  
97 North Broad Street  
Hillsdale, Michigan 49242-1695  
(517) 437-6449 Fax: (517) 437-6450

## PLANNING COMMISSION MINUTES

**JOINT MEETING with  
HILLSDALE TOWNSHIP PLANNING COMMISSION  
HILLSDALE TOWNSHIP HALL,  
1469 LAKE WILSON ROAD  
April 17, 2017 at 6:30 PM**

### **I. Call to Order 6:31 pm**

- A. City PC Members present: Chair Amber Yoder, Eric Moore, Robert Schall, M.D., Kerry Laycock
- B. Twp. PC Members present: Chair Joe Sanford, Vice Chair Ann Fike, Secretary Margaret Braman, Paul Karlovich, Chuck Keefer, Tim Wilcox, Mark Williams
- C. Others present: Alan Beeker (Zoning Administrator), Michelle Loren (Recreation Director)
- D. Members absent: Laura Smith (excused), Mayor Scott Sessions (excused), Vice Chair Samuel Nutter

### **II. Old Business**

#### A. Joint Recreation Plan Amendment

- Ms. Loren gave an overview of the amendment progress for the City's sections of the recreation plan.
- Mr. Sanford stated that the demographics in the plan would need to be updated.
- Ms. Loren stated that the survey results will also need to be updated. She asked the Commissions which survey method they would recommend.
- The Township PC also will need to update the current infrastructure that is listed in the plan.
- Ms. Loren informed the Commissions that with this joint plan, the communities will be eligible to apply for state grant funding for various recreation related projects.
- Mr. Sanford would like to contact Fayette Township and the City of Jonesville in three years to discuss doing a joint plan that includes them as well. They recently hired consultants to complete their current plans.
- Mr. Laycock listed several options for online surveys. He is willing to help Mr. Beeker and Ms. Loren to create and publish an online survey.
- The Township PC also indicated a need to list winter recreation opportunities in the plan.
- Mr. Sanford asked what type of power the Headwaters Authority had to levy millages for recreational projects. Ms. Loren informed the Commissions that they had very limited powers and that a great deal of planning and research needs to be accomplished prior to putting it on a ballot.
- The Commissions will work at creating the survey and amending their respective sections of the plan. They scheduled another joint meeting for June 20, 2017 at 5:30 pm at the Hillsdale City Hall.

**III. Adjournment at 7:31 pm** – Joe Sanford moved to adjourn, Ann Fike seconded, motion passed. Meeting adjourned.

**Next City Planning Committee meeting: May 16, 2017 at 5:30 pm.**

## **AGREEMENT FOR USE OF PARK**

This Agreement is made and entered between the City of Hillsdale, a Michigan municipal corporation, of Hillsdale, Michigan (City) and Kraig Putnam, of 1562 Barber Dr., Hillsdale, MI 49242 (Renter) this \_\_\_\_ day of June, 2017.

### **Preamble**

The City owns, regulates and is responsible for the use, care and maintenance of parks within its corporate boundaries and otherwise under its jurisdiction. Renter is desirous of utilizing Mrs. Stock's Park for and in connection with a wedding ceremony and reception. Approximately 100 people are expected to attend or participate. The event is to take place on June 10, 2017 and Renter shall have nonexclusive access to the park commencing at 7:00 a.m. and ending at 11:59 p.m. on that date. Renter shall be solely responsible for the provision of a tent, tables and chairs for the use of attendees and participants at their sole expense. To that end, Renter will be solely responsible for contracting or otherwise providing any tent, tables and chairs that they intend to use. Renter shall also be solely responsible for the provision of any food and drink for his guests' consumption. Renter shall be solely responsible for the quality and safety of each of the foregoing at his sole expense and on the terms and conditions hereinafter set forth:

### **Agreement**

1. In consideration of the payment of a Park Usage Fee of \$400.00 and the posting of a \$150.00 damage deposit, receipt of which is hereby acknowledged, City agrees to allow Renter to use Mrs. Stock's Park on a nonexclusive basis on June 10, 2017 commencing at 7:00 a.m. and ending at 11:59 p.m. on that date solely for the purposes and on the terms and conditions stated in the Preamble and herein, all of which the Renter acknowledges, accepts and agrees are binding on him.
2. Renter hereby assumes, agrees to be and shall be solely responsible for the control and supervision of the proposed event and all associated activities within Mrs. Stock's Park during the term of this usage agreement.
3. Renter acknowledges the pristine nature of the park, and the fragility, delicateness, and vulnerability to damage of many of the features within the park, including but not limited to the structures, flowerbeds, flowers and other plantings within it; Renter assumes responsibility for the protection of such improvements from damage during its presence in the park under this agreement.
4. Renter acknowledges that there are no restroom facilities at Mrs. Stock's Park other than a single portable unit, and that the City does not and will not provide tents, tables, chairs or other equipment for use by Renter, his agents, servants, employees, guests, invitees, event attendees or participants during the time of the scheduled event. Renter further acknowledges that he, at his sole expense, shall provide additional portable restroom facilities as are necessary to meet the needs of those in attendance, as well as any tents, tables, chairs and related equipment as she may require for use during the scheduled event;

provided that no attachments of any facilities, tents or other equipment will be made to any paved surfaces within the park.

5. Renter agrees that he shall, at his sole expense, remove or cause the removal all portable restroom facilities, tents, tables, chairs and other items that he places or causes to be placed in Mrs. Stock's Park as soon as possible following the event but, in no case later than 12:00 p.m. on June 11, 2017. Renter further agrees that he, at his sole expense, is and shall be solely responsible and liable for the repair and restoration of any damage caused by his and/or his agents, servants, employees, guests, invitees and event attendees and participants to private or public property, including the park or any part thereof, as well as all costs associated therewith.
  
6. Renter agrees to and shall, at the conclusion of its event and at his sole expense, clean up and remove or cause the clean up and removal of all garbage, trash, litter and other items that are placed or left in the park by him, his agents, servants, employees, guests, invitees and event attendees and participants.
  - A. Renter shall complete or cause the completion of the cleanup and restoration no later than 12:00 p.m. on June 11, 2017 and leave the park in a condition equal to or better than existed immediately prior to his event; provided, that should Renter fail to complete or cause the completion of all such cleanup and restoration as provided herein, the City may, if it so elects, complete the cleanup and restoration at Renter's expense.
  
  - B. In the event the City completes the cleanup and restoration by reason of Renter's failure to do so, Renter agrees and acknowledges his responsibility and liability for the payment of an amount equal to the labor and equipment costs that the City incurs in completing or contracting for the cleanup and restoration of the property to a condition that is equal to that which existed immediately prior to the event, plus an administrative charge of 10%. All such costs and expenses shall be charged against and deducted from the \$150.00 damage deposit that Renter has posted, and in the event such damage deposit is not sufficient to cover all such costs and expenses, Renter hereby agrees to promptly pay any deficiency.
  
7. Renter represents that the name, address and telephone number of Renter's authorized representatives are as follows:

Kraig Putnam

Address: 1562 Barber Dr.  
Hillsdale, MI 49242

Telephone Number: 517-320-1612

8. At the time of execution of this Agreement and as a condition precedent to its effectiveness, Renter shall provide City with proof of public liability and property damage insurance with a single limit of liability for bodily injury and property damage of not less than Five Hundred Thousand and 00/100 (\$500,000.00 each), with City designated therein as a named insured.
9. Renter agrees to and shall defend, indemnify and hold City harmless from any and all damages, claims, demands, causes of action, lawsuits, attorney fees and related expenses resulting from actual or claimed personal injury, including death, property damage or other damage or loss of any kind or nature that are or are claimed to be a proximate result of the Renter's negligence, gross negligence or intentional acts or omissions and/or the negligence, gross negligence or intentional acts or omissions of his agents, servants, employees, guests, invitees, event attendees or participants that occur because of, during, or that otherwise arise or are claimed to have arisen as a result of Renter's use of such reserved area and/or the use of any portable restroom facilities, tents, tables, chairs, other equipment, food or drink placed or provided by Renter or any of his agents, servants, employees, guests, invitees, event attendees or participants, whether or not such damages or injuries, including death, are claimed or proven to have been caused in part by the alleged or actual negligence, gross negligence or intentional acts or omissions of Hillsdale, its employees, agents, servants, or representatives; provided, however, that Renter shall not be obligated to indemnify the City of Hillsdale for any damages or injuries, including death, caused by or resulting from the sole negligence, gross negligence or intentional acts or omissions of the City of Hillsdale, its employees, agents, servants, or representatives.
10. Renter further represents and covenants that he does not discriminate against any employee or applicant for employment, and shall not discriminate against any member of the general public that will participate in the event it is staging under this agreement or any other member of the public because of race, color, religion, national origin, age, height, weight, marital status or other legally protected class. It is understood and agreed by and between the parties that breach of this covenant may be regarded as a material breach of this agreement.
11. Renter acknowledges and agrees that all documents he has provided or hereafter provides to City of Hillsdale in connection with or regarding this contract, its performance and compensation are subject to disclosure under the Freedom of Information Act and Renter hereby expressly consents to the City's reproduction and release of such documents, in whole or in part, in response to a Freedom of Information Act request, a court or administrative order, or as the City, in its sole discretion, elects.
12. The parties agree that there are no other representations, inducements, promises or agreements between him, whether oral or written.
13. This Agreement shall be governed and construed in accordance with the laws of the State of Michigan. City and Renter further agrees that in the event of legal action arising from or as a result of this Agreement, venue and jurisdiction for such action shall be in the Hillsdale County Circuit Court or in the District Court

located within the County of Hillsdale, Michigan, whichever has subject matter jurisdiction over any such dispute.

CITY OF HILLSDALE

RENTER

---

Scott Sessions, Mayor  
June \_\_\_\_, 2017

---

Kraig Putnam  
June \_\_\_\_, 2017

---

Stephen French, City Clerk  
June \_\_\_\_, 2017

# Interoffice Memorandum

**To:** David Mackie, City Manager  
**From:** Scott A. Hephner, Fire Chief  
**Date:** May 26, 2017  
**Re:** July 3rd Fireworks Display

---

The All American Celebration Committee is requesting permission to hold their 11th annual fireworks display at the Hillsdale County Fairgrounds on the evening of Monday, July 3, 2017.

The committee has once again contracted with Night Magic Displays owner Roger L. Bonney and Pyrotechnic Operator Randy Pratt. Attached for your review are copies of the signed agreement held between Night Magic Displays and the All American Celebration Committee, permit (to be signed upon approval) and insurance policy showing coverage of \$10,000,000.00 to cover damage and personal injury resulting from any aspect of their contract.

The Hillsdale City Fire Department will be standing by to provide fire protection if needed.

I respectfully recommend that the City Council approve their request to hold a fireworks display.



From The Desk Of...

SCOTT A. HEPHNER  
FIRE CHIEF  
Hillsdale City Fire Department  
77 E. Carleton Rd.  
Hillsdale, MI 49242

P: 517.437.6460  
F: 517.437.6484

Dear City of Hillsdale,

The attached documents are for our 11th Annual All American Celebration and Fireworks. We are planning on our traditional free entertainment for the whole family which includes pony rides, inflatables, music and fireworks on Monday July 3rd, 2017. We are formally requesting your permission for this event and a fireworks permit. We are insuring the event through Barrett Insurance again this year and should have a proof of insurance soon.

Respectfully,  
Brett Boyd  
Chairperson



Corporate Office:  
P.O. Box 778  
New Carlisle, Indiana 46552

(800) 998-3900  
(574) 272-6042 fax



Roger L. Bonney  
212 First Street  
Olivet, Michigan 49076

(269) 749-3179 phone/fax  
(517) 812-5044 cell  
rbonney@sbcglobal.net

May 3, 2017

Stephen French, Clerk  
City of Hillsdale  
97 N. Broad St.  
Hillsdale, MI 49242

Re: Fireworks Permit, July 3, 2017

Dear Mr. French:

Enclosed is the Application for Fireworks Other Than Consumer or Low Impact for the July 3<sup>rd</sup> All American Celebration. Please return a copy to me upon its approval. The certificate of insurance will be forwarded to you by Brett Boyd, or you can contact me for a copy. Mr. Boyd may be reached at 210 W. Carlton Rd. in Hillsdale.

If you have any questions feel free to contact me.

Very truly yours,

A handwritten signature in black ink, appearing to read "Roger L. Bonney", written over a horizontal line.

Roger L. Bonney

Enc.-2

# NIGHT MAGIC DISPLAYS

3999 E. Hupp Rd. Building R-3-1 La Porte, IN 46350

800-998-3900 Toll Free

Fax 574-272-6042

## AGREEMENT

AGREEMENT made this 2<sup>nd</sup> day of May 2017, by Night Magic Displays, by its authorized agent, hereinafter referred to as "Seller," and the Hillsdale All American Celebration, hereinafter referred to as "Buyer."

1. **SALE OF GOODS:** The Seller shall sell to the Buyer certain Fireworks Display(s) in accordance with the program attached hereto which shall be incorporated herein. This Display will be given on the evening of **July 3, 2017**, weather permitting, it being understood that should inclement weather prevent the giving of any Display on the date mentioned herein, it will be given on the next clear agreed upon date in 2017.
2. **PURCHASE PRICE and PAYMENT:** Purchase price shall be \$ **10,000.00**. Payment shall be made within 10 days after display is shot. A finance charge of one and one half percent per month will be assessed on all accounts overdue. If inclement weather should prevent the giving of this display on the alternate agreed upon date, the Buyer will have the option of fulfilling this contract with a buyout of 40% of the display amount to the Seller.
3. **CLAIMS:** Any claims for loss or damage, defective materials and / or product or shortages in count, or for any other cause is waived by Buyer unless made within Three (3) days after delivery.
4. **WARRANTIES:** The Seller warrants that the displays and their contents are in conformity with the specifications set forth in the Program. No other representations or warranties have been made by the Seller or relied upon by the Buyer. This warranty is expressly in lieu of any and all warranties expressed or implied.
5. **LIABILITY:** The Buyer further agrees to provide the following:
  - a) Sufficient area for the Displays in accordance with the N.F.P.A. code of distances.
  - b) Adequate Security Staff protection to prevent spectators from entering Display Area.
  - c) Protection of the Display area by roping off or similar facility.
  - d) Fire Truck at Display site.
  - e) Daylight inspection of Display site the day following the Display.
  - f) State Permit for Fireworks Display.
6. **ADDITIONAL COVENANTS:**
  - a) Seller agrees to furnish Pyrotechnicians for this Display. This includes labor for setup, firing, tear down of display and initial inspection and cleanup of Display area.
  - b) Seller shall purchase insurance for the benefit of Seller and Buyer in the amount of \$10,000,000.00 for each display. Such insurance shall cover damage and personal injury resulting from any aspect of this contract.
7. **BENEFIT:** This agreement shall be binding upon and inure to the benefit of the parties, their successors, and assigns.

IN WITNESS, WHEREOF THE PARTIES HERETO HAVE EXECUTED THIS AGREEMENT

THIS 20<sup>th</sup> DAY OF MAY, 2017.

### NIGHT MAGIC DISPLAYS

By \_\_\_\_\_  
Authorized Agent of SELLER

By  \_\_\_\_\_  
Authorized Agent of BUYER.

A. Brett Boyd  
Printed Name

210 W. CARLETON

Billing Address City State Zip  
HILLSDALE MI 49242

e-mail address

brett.boyd@spartanash.com

Insurance certificate will be emailed to address provided here by buyer.

Please sign and return both originals to NIGHT MAGIC DISPLAYS. An executed original will be returned for your records.

**Permit for Fireworks Other Than Consumer or Low Impact**  
 Michigan Department of Licensing & Regulatory Affairs  
 Bureau of Fire Services  
 P.O. Box 30700  
 Lansing, MI 48909  
 (517) 241-8847

Authority	2011 PA 256	The Department of Licensing & Regulatory Affairs will not discriminate against any individual or group because of race, sex, religion, age, national origin, color, marital status, disability, or political beliefs. If you need assistance with reading, writing, hearing, etc., under the Americans with Disabilities Act, you may make your needs known to this agency/
Compliance	Required	
Penalty	Permit will not be issued.	

*This permit is not transferable. Possession of this permit authorizes the herein named person to possess, transport and display fireworks in the amounts, for the purpose of and at the place listed below only.*

<b>Public Display</b>			
ISSUED TO <b>Randy Pratt</b>		AGE (18 or over)	<b>56</b>
ADDRESS <b>28133 Wellington Farmington Hills MI</b>			
NAME OF ORGANIZATION, GROUP, FIRM OR CORPORATION <b>Hillsdale All American Celebration</b>			
ADDRESS <b>210 W. Carlton Hillsdale, MI 49242</b>			
NUMBER AND TYPES OF FIREWORKS			
<b>1536</b>	<b>Assorted small caliber aerial shells from multi-shot boxes</b>		
<b>150</b>	<b>2" aerial shells</b>		
<b>36</b>	<b>2 1/2" aerial shells</b>		
<b>376</b>	<b>3" aerial shells</b>		
<b>53</b>	<b>4" aerial shells</b>		
EXACT LOCATION OF DISPLAY OR USE <b>Hillsdale County Fairgrounds</b>			
CITY, VILLAGE, TOWNSHIP <b>Hillsdale, MI 49242</b>	DATE <b>July 3, 2017</b>	TIME <b>DUSK</b>	
BOND OR INSURANCE FILED <input checked="" type="checkbox"/> Yes <input type="checkbox"/> No			AMOUNT <b>\$10,000,000.00</b>
Issued by action of the Legislative Body of a <input type="checkbox"/> city <input type="checkbox"/> village <input checked="" type="checkbox"/> township of _____ on the _____ day of _____ 20____.  _____ (Signature and Title of Legislative Body Representative)			

**\*FORM IS VALID FOR YEAR SHOWN ONLY\***

# Application for Fireworks Other Than Consumer or Low Impact

FOR USE BY LEGISLATIVE BODY OF CITY, VILLAGE OR TOWNSHIP BOARD ONLY

DATE PERMIT EXPIRES

7/1/17

Authority: 2011 PA 256  
 Compliance: Voluntary  
 Penalty: Permit will not be issued

The LEGISLATIVE BODY OF CITY, VILLAGE OR TOWNSHIP BOARD will not discriminate against any individual or group because of race, sex, religion, age, national origin, or marital status, disability, or political beliefs. If you need assistance with reading, writing, hearing, etc., under the Americans with Disabilities Act, you may make your needs known to the Legislative Body of City, Village or Township Board.

TYPE OF PERMIT(S) (Select all applicable boxes)

Agricultural or Wildlife Fireworks       Articles Pyrotechnic       Display Fireworks

Public Display       Private Display

Special Effects Manufactured for Outdoor Pest Control or Agricultural Purposes

NAME OF APPLICANT: **Hillsdale All American Celebration**      ADDRESS OF APPLICANT: **210 W. Carlton Hillsdale, MI 49242**      AGE (18 YEARS OLD OR OLDER) OF APPLICANT:

NAME OF PERSON OR RESIDENT AGENT REPRESENTING CORPORATION, LLC, DBA OR OTHER: **A. Brett Boyd**      ADDRESS PERSON OR RESIDENT AGENT REPRESENTING CORPORATION, LLC, DBA OR OTHER: **same**

IF A NON-RESIDENT APPLICANT (LIST NAME OF MICHIGAN ATTORNEY ATTORNEY OR MICHIGAN RESIDENT AGENT):      ADDRESS (MICHIGAN ATTORNEY OR MICHIGAN RESIDENT AGENT):      TELEPHONE NUMBER:

NAME OF PYROTECHNIC OPERATOR: **Randy Pratt**      ADDRESS OF PYROTECHNIC OPERATOR: **28133 Wellington Farmington Hills MI**      AGE (18 YEARS OLD OR OLDER) OF PYROTECHNIC OPERATOR: **56**

NO. YEARS EXPERIENCE: **21**      NO. DISPLAYS: **over 60**      WHERE: **Hillsdale, Marshall, Quincy, Boyn Mountain, Michigan State University, other**

NAME OF ASSISTANT: **Aundrea Marchionna**      ADDRESS OF ASSISTANT: **same**      AGE OF ASSISTANT (18 YEARS OR OLDER): **56**

NAME OF OTHER ASSISTANT:      ADDRESS OF OTHER ASSISTANT:      AGE OF OTHER ASSISTANT (18 YEARS OR OLDER):

EXACT LOCATION OF PROPOSED DISPLAY: **Hillsdale County Fairgrounds**      CITY, VILLAGE, TOWNSHIP: **Hillsdale, MI 49242**

DATE OF PROPOSED DISPLAY: **Monday, July 03, 2017**      RAIN DATE: **TBD**      TIME OF PROPOSED DISPLAY: **DUSK**

MANNER AND PLACE OF STORAGE, SUBJECT TO APPROVAL OF LOCAL FIRE AUTHORITIES, IN ACCORDANCE WITH NFPA 1123, 1124, & 1126 AND OTHER STATE OR FEDERAL REGULATIONS. PROVIDE PROOF OF PROPER LICENSING OR PERMITTING BY STATE OR FEDERAL GOVERNMENT.  
**Delivered to site day of show**

AMOUNT OF BOND OR INSURANCE (TO BE SET BY LOCAL GOV.): **\$10,000,000.00**      NAME OF BONDING CORPORATION OR INSURANCE COMPANY: **ARTHUR J. GALLAGHER RISK MANAGEMENT SERVICES INC.**

ADDRESS OF BONDING CORPORATION OR INSURANCE COMPANY: **777 108th Ave. NE, #200 Bellevue, WA 98004**

NUMBER OF FIREWORKS	KIND OF FIREWORKS TO BE DISPLAYED (Please provide additional pages as needed)
1,536	Assorted small caliber aerial shells from multi-shot boxes
150	2" aerial shells
36	2 1/2" aerial shells
376	3" aerial shells
53	4" aerial shells

SIGNATURE OF APPLICANT:       DATE: **May 2, 2017**

Other Night Magic Personnel may act as operators and assistants throughout the season  
 Night Magic Displays  
 3599 E. Hwy Rd. Building R-3-1  
 LaPorte IN 46350  
 BFS 417 (Rev. 05/15)

COMMENTS

---



---



---



---



# CERTIFICATE OF LIABILITY INSURANCE

DATE (MM/DD/YYYY)  
5/24/2017

THIS CERTIFICATE IS ISSUED AS A MATTER OF INFORMATION ONLY AND CONFERS NO RIGHTS UPON THE CERTIFICATE HOLDER. THIS CERTIFICATE DOES NOT AFFIRMATIVELY OR NEGATIVELY AMEND, EXTEND OR ALTER THE COVERAGE AFFORDED BY THE POLICIES BELOW. THIS CERTIFICATE OF INSURANCE DOES NOT CONSTITUTE A CONTRACT BETWEEN THE ISSUING INSURER(S), AUTHORIZED REPRESENTATIVE OR PRODUCER, AND THE CERTIFICATE HOLDER.

IMPORTANT: If the certificate holder is an ADDITIONAL INSURED, the policy(ies) must be endorsed. If SUBROGATION IS WAIVED, subject to the terms and conditions of the policy, certain policies may require an endorsement. A statement on this certificate does not confer rights to the certificate holder in lieu of such endorsement(s).

PRODUCER Arthur J. Gallagher Risk Management Services, Inc. 777 108th Ave NE, #200 Bellevue WA 98004	CONTACT NAME: Kristen Look	FAX (A/C, No): 425-451-3716	
	PHONE (A/C, No, Ext): 425-586-1016	E-MAIL ADDRESS:	
INSURED Miand, Inc. dba Night Magic Displays 3999 E. Hupp Road, Bldg R-3-1 La Porte IN 46350	INSURER(S) AFFORDING COVERAGE		NAIC #
	INSURER A : T.H.E. Insurance Company		12866
	INSURER B : Liberty Insurance Corporation		42404
	INSURER C :		
	INSURER D :		
	INSURER E :		

**COVERAGES**    **CERTIFICATE NUMBER: 467157248**    **REVISION NUMBER:**

THIS IS TO CERTIFY THAT THE POLICIES OF INSURANCE LISTED BELOW HAVE BEEN ISSUED TO THE INSURED NAMED ABOVE FOR THE POLICY PERIOD INDICATED. NOTWITHSTANDING ANY REQUIREMENT, TERM OR CONDITION OF ANY CONTRACT OR OTHER DOCUMENT WITH RESPECT TO WHICH THIS CERTIFICATE MAY BE ISSUED OR MAY PERTAIN, THE INSURANCE AFFORDED BY THE POLICIES DESCRIBED HEREIN IS SUBJECT TO ALL THE TERMS, EXCLUSIONS AND CONDITIONS OF SUCH POLICIES. LIMITS SHOWN MAY HAVE BEEN REDUCED BY PAID CLAIMS.

INSR LTR	TYPE OF INSURANCE	ADDL INSD	SUBR Y/ND	POLICY NUMBER	POLICY EFF (MM/DD/YYYY)	POLICY EXP (MM/DD/YYYY)	LIMITS
A	<input checked="" type="checkbox"/> COMMERCIAL GENERAL LIABILITY <input type="checkbox"/> CLAIMS-MADE <input checked="" type="checkbox"/> OCCUR <input checked="" type="checkbox"/> Per Show Agg GENL AGGREGATE LIMIT APPLIES PER: <input type="checkbox"/> POLICY <input type="checkbox"/> PRO-JECT <input type="checkbox"/> LOC OTHER:			CPP010529901	2/4/2017	2/4/2018	EACH OCCURRENCE \$1,000,000 DAMAGE TO RENTED PREMISES (Ea occurrence) \$100,000 MED EXP (Any one person) \$ PERSONAL & ADV INJURY \$1,000,000 GENERAL AGGREGATE \$ PRODUCTS - COM/PROP AGG \$2,000,000 \$
A	AUTOMOBILE LIABILITY <input checked="" type="checkbox"/> ANY AUTO <input type="checkbox"/> ALL OWNED AUTOS <input type="checkbox"/> SCHEDULED AUTOS <input type="checkbox"/> HIRED AUTOS <input type="checkbox"/> NON-OWNED AUTOS			CPP010529901	2/4/2017	2/4/2018	COMBINED SINGLE LIMIT (Ea accident) \$1,000,000 BODILY INJURY (Per person) \$ BODILY INJURY (Per accident) \$ PROPERTY DAMAGE (Per accident) \$ \$
A	<input checked="" type="checkbox"/> UMBRELLA LIAB <input checked="" type="checkbox"/> OCCUR <input checked="" type="checkbox"/> EXCESS LIAB <input type="checkbox"/> CLAIMS-MADE DED   RETENTIONS			ELP001210401	2/4/2017	2/4/2018	EACH OCCURRENCE \$9,000,000 AGGREGATE \$9,000,000 \$
B B	WORKERS COMPENSATION AND EMPLOYERS' LIABILITY ANY PROPRIETOR/PARTNER/EXECUTIVE OFFICER/MEMBER EXCLUDED? (Mandatory in NH) If yes, describe under DESCRIPTION OF OPERATIONS below		Y/N N/A	WC34S311836057 WC534S524913037	2/4/2017 2/4/2017	2/4/2018 2/4/2018	<input checked="" type="checkbox"/> PER STATUTE <input type="checkbox"/> OTH-ER E.L. EACH ACCIDENT \$1,000,000 E.L. DISEASE - EA EMPLOYEE \$1,000,000 E.L. DISEASE - POLICY LIMIT \$1,000,000

DESCRIPTION OF OPERATIONS / LOCATIONS / VEHICLES (ACORD 101, Additional Remarks Schedule, may be attached if more space is required)

Certificate holder is named as additional insured on the General Liability policy per form number CG133F (07/95) All American Celebration and its' committee, Hillsdale Market House, Inc., the City of Hillsdale, American Legion Post #53, Hillsdale County Fair, Hillsdale Community Health Center and Hillsdale County Agricultural Society are named as additional insured with respect to the July 3, 2017 firework display at Hillsdale County Fairgrounds.

<b>CERTIFICATE HOLDER</b>	<b>CANCELLATION</b>
All American Celebration 210 W Carleton Hillsdale MI 49242 USA	SHOULD ANY OF THE ABOVE DESCRIBED POLICIES BE CANCELLED BEFORE THE EXPIRATION DATE THEREOF, NOTICE WILL BE DELIVERED IN ACCORDANCE WITH THE POLICY PROVISIONS.
	AUTHORIZED REPRESENTATIVE 

© 1988-2014 ACORD CORPORATION. All rights reserved.

## HILLSDALE COUNTY GREAT AMERICAN PARADE

The 2017 Great American Parade will be held at 6:00pm on July 3<sup>rd</sup> in the city of Hillsdale. This is a community event that brings thousands of people to our downtown and surrounding areas to kick off the Independence Day holiday. Traditionally the event is held on July 3<sup>rd</sup> to coordinate with other major events in our area. The parade typically has over 200 entries and it is estimated that over 3,500 people lined the streets to view the parade last year. The parade committee is a volunteer organization and is non-profit with all funds received going back into the event.

The committee asks for your cooperation with the following items:

**DATE & TIME:** On July 3<sup>rd</sup> the 2017 HCGAP will start lining up at 5:00pm and will roll at 6:00pm with the event lasting approximately 1 hour.

**ROUTE & RIGHT-OF-WAY PERMIT:** The 2017 HCGAP will use the same route as established and approved in previous years which begins with staging in the Midtown parking lot, heading out east on McCollum St., then south on Howell St, turning west on Sharp St., turning back north on Manning St., and finally returning to the Midtown parking lot. This route was chosen after much consideration by the Hillsdale City Police Department and Hillsdale DPS to meet MDOT barricade requirements, for ease of trucking access, and for passage of emergency vehicles during the duration of the event.

**BARRICADES:** These are placed by the City DPS (street dept). They are usually dropped off a day before the parade and then erected and placed in position by volunteers about 90 minutes before the start of the event.

**TRAFFIC CONTROL ORDER:** The HPD (police dept) is responsible for issuing this order for no parking times and the shutting down of streets. Cones and parking blockades are handled by the HPD about 3-4 hours before the event in order to clear streets and parking areas for parade line up and event attendees. The HCGAP committee will work with the Economic Development Director to notify business owners and their customers as to the date and time of the event and as to the parking lot and street closures.

Also, DPS has worked to prepare the route for the parade by clearing the route of debris and trash prior to the event.

**SECURITY:** The HCGAP committee usually works with the HPD staff on shift who coordinate the needed number of reservists to help keep watch at certain barricades as required by MDOT/DPS for liability purposes. HPD also coordinates with the HCSD (sheriff dept) for the mounted division and other reservists to help with crowd control and event monitoring.

**INSURANCE:** The HCGAP has always worked under the protection of the City of Hillsdale's insurance policy as this is an established community event put on by volunteers for the promotion and enjoyment of our community as a whole.

**COMMUNICATION:** While we are glad to work with various city departments on this project, we ask that all questions and communications regarding any issue be directed to the parade committee in order that they are handled directly and to avoid confusion by any party regarding this event.

Thank you for your ongoing commitment and support of this event!

Julie J. Games  
Committee Chair  
517-437-7771  
[hillsdalerealty@sbcglobal.net](mailto:hillsdalerealty@sbcglobal.net)

**TRAFFIC CONTROL ORDER**  
**2017-22**

Pursuant to the applicable provisions of the Uniform Traffic Code for Cities, Townships and Villages and the Michigan Motor Vehicle Code this traffic control order is hereby issued. All traffic control devices shall comply with mandates set forth according to the Michigan Manual of Uniform Traffic Control Devices as issued by the Michigan Department of Transportation.

**On July 3, 2017 from 4:00 pm until 8:00 pm there shall be the following street closures:**

- closure** of Howell St. from North St. to Sharp St.;
- closure** of Sharp St. from alley east of Howell St. to alley west of Manning & Sharp to include Sharp St. between S. Manning & S. Howell St.;
- closure** of Manning St. from Carleton Rd. to Sharp St.;
- closure** of North St. from West St. to Howell St.;
- closure** of McCollum St. from West St. to Broad St.;
- closure** of E. Bacon from West St. to Broad St.;
- closure** of Waldron from West St. to Budlong St.;
- closure** of Barry from West St. to the alley west of Budlong on Barry St.;
- closure** of South St. from the alley west of Manning along South St. to the alley east of Howell St. on South St.;
- closure** of Midtown alley from North St. to Waldron St.;
- closure** of alley west of the Library from E. Bacon St. to McCollum St.

**On July 3, 2017 from 4:00 pm until 8:00 pm there shall be:**

- no parking** on Howell St. between North & Sharp St.;
- no parking** on Sharp St. between S. Manning & S. Howell St.;
- no parking** on Manning St. between Carleton Rd. & Sharp St.;
- no parking** on North St. between West & Howell St.;
- no parking** in Midtown alley between North & Waldron St.;
- no parking** in alley west of the Library between E. Bacon & McCollum St.;


**On July 3, 2017 from 4:00 pm until 8:00 pm the following parking lots will be closed:**

Elk's Lodge (Lot K), First United Methodist Church (Lot F), South Library Lot (Lot H) and the Midtown Lot (Lot C).

**Fourth of July (July 3, 2017) Parade Route (Parade starts @ 6:00 pm):**

East McCollum to Howell St. then S. Howell St. to Sharp St. then West on Sharp St. to S. Manning St. then North on S. Manning St. to Bacon St.

This Traffic Control Order shall have immediate effect as a temporary Traffic Control Order and shall become a permanent Traffic Control Order upon approval by the Hillsdale City Council.

  
\_\_\_\_\_  
Chief of Police

05/25/17  
\_\_\_\_\_  
Date



Received for filing in the office of the City Clerk at 3:00 p.m. on the 25 day  
of May, 2017.

\_\_\_\_\_  
City Clerk

05/25/17  
Date

**RESOLUTION #** \_\_\_\_\_

IT IS HEREBY RESOLVED that effective immediately the above Traffic Control Order is  
made permanent.

Passed in open Council this \_\_\_\_\_ day of \_\_\_\_\_, 2017.

\_\_\_\_\_  
Scott M. Sessions – Mayor

Attest:

\_\_\_\_\_  
Stephen French – City Clerk

Received by U. Sturms  
 Date 05/25/17  
 Amount Rec' \_\_\_\_\_  
 Check # \_\_\_\_\_



Permit # \_\_\_\_\_

**CITY OF HILLSDALE**

City Hall  
 97 N. Broad St.  
 Hillsdale, Michigan 49242  
 (517) 437-6490  
 www.cityofhillsdale.org

**APPLICATION FOR PERMIT  
 OCCUPANCY OF OR WORK WITHIN STREET RIGHT-OF-WAYS**

**TYPE:**

- APPLICATION FOR PERMIT
- APPLICATION FOR BLANKET ANNUAL PERMIT
- REQUEST TO COMMENCE WORK

**Post a copy of the  
 Permit on-site**

Applicant's Name <u>Julie Gamas</u>			Date <u>5-22-17</u>			Contractor's Name			Date		
Mailing Address <u>3391 N. Hillsdale Rd</u>						Mailing Address <u>N/A</u>					
City <u>Hillsdale MI</u>		State <u>MI</u>		Zip Code <u>49242</u>		City <u>N/A</u>		State <u>N/A</u>		Zip Code <u>N/A</u>	
Telephone Number <u>517-437-7771</u>						Telephone Number					

**DESCRIPTION OF WORK OR USE:**

Hillsdale County Great American Parade - Right of Way Permit

**LOCATION: (Drawing to be provided)**

Downtown Hillsdale - see attached map

**FACILITIES, STRUCTURES, OR EQUIPMENT TO BE INSTALLED:**

Barricades, security vehicles

**TIME PERIOD:**

COMMENCING DATE: July 3<sup>rd</sup> 2017 TIME: 4 pm ENDING DATE: July 3<sup>rd</sup> 2017 TIME: 8 pm

**THE FOLLOWING MUST BE SUBMITTED PRIOR TO PERMIT ISSUANCE:**

- Certificate of Insurance
- Performance Bond \$ \_\_\_\_\_
- Construction Plan
- Subcontractor's Names
- Other

NOTE: THIS APPLICATION BECOMES A VALID PERMIT ONLY UPON APPROVAL BY THE DIRECTOR, DEPARTMENT OF PUBLIC SERVICES AND/OR CHIEF OF CITY POLICE.

**Staff Use Only**

---

Recommendation for Issuance

Approved  Denied

Director Comments:

\_\_\_\_\_  
Director, Department of Public Services

---

---

---


---

---

Recommendation for Issuance

Approved  Denied

Chief of Police Comments:

  
\_\_\_\_\_  
Chief of Police

*police to place cones in downtown parking spaces,  
police to set barricades*

---

---

---

---

Bond Received \$ \_\_\_\_\_

Fee Received \$ \_\_\_\_\_

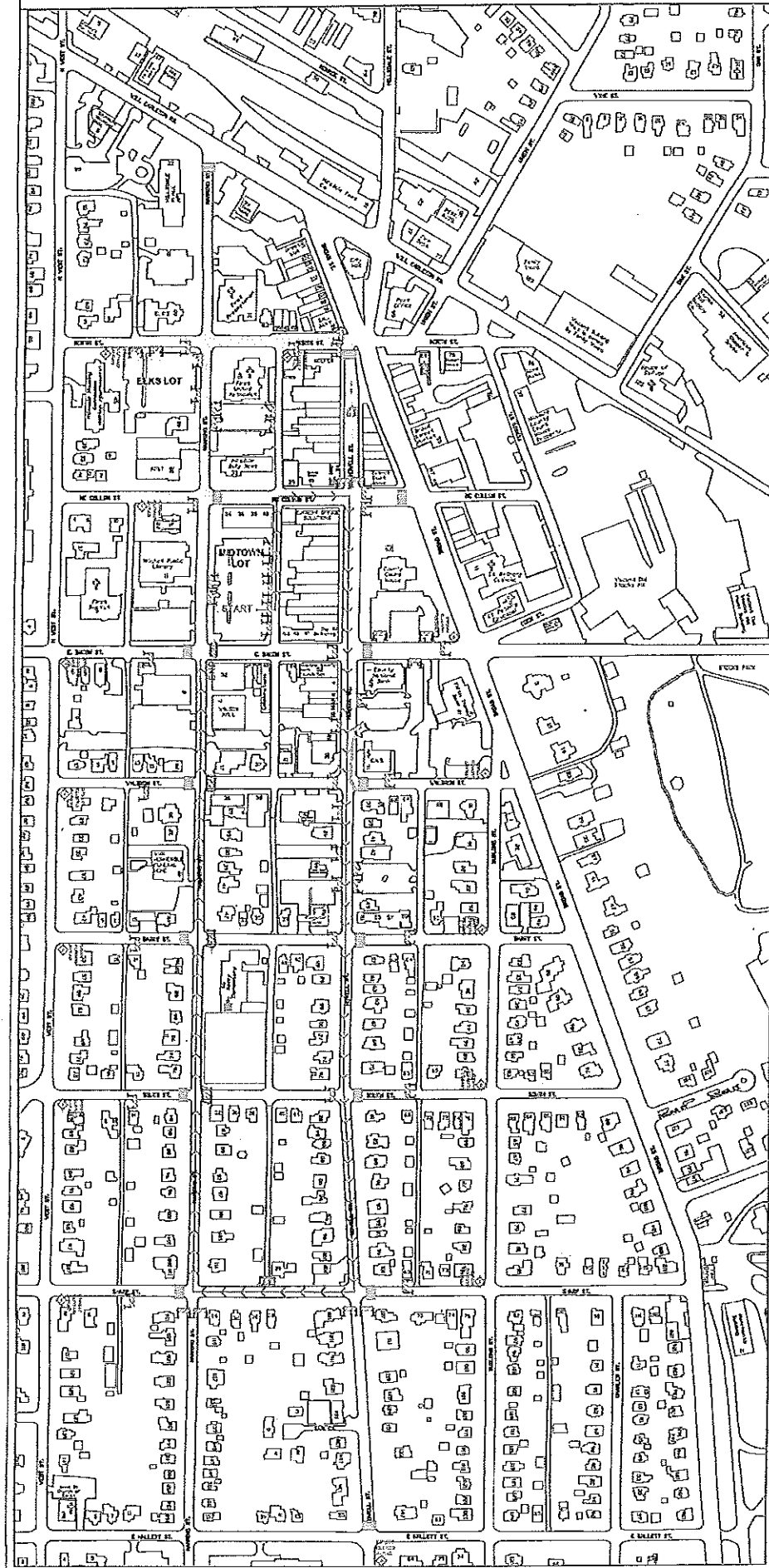
\_\_\_\_\_  
City Clerk

Note: All payments must be received and recorded before permit is valid.

**Return Application to:**  
Department of Public Services  
149 Waterworks Drive  
Hillsdale, MI 49242  
or  
City of Hillsdale Clerk  
97 N. Broad St.  
Hillsdale, MI 49242  
Or email to: [jhammel@cityofhillsdale.org](mailto:jhammel@cityofhillsdale.org)

**INSPECTIONS MUST BE SCHEDULED  
MINIMUM 2 HOURS PRIOR TO  
COMMENCEMENT OF WORK.**

# JULY 4TH GREAT AMERICAN PARADE



**TYPE II  
BARRICADE  
WITH  
STREET  
CLOSED  
AHEAD  
SIGN**



**TYPE III  
BARRICADE  
INCLUDING 4  
CLASS I  
SAW HORSE  
BARRICADES**



**TYPE I  
BARRICADE +  
5-10**

**STAGING  
AREA**



**PARADE  
ROUTE**

## David Mackie

---

**From:** Sue Smith <ssmith@hillsdaleedp.org>  
**Sent:** Wednesday, May 31, 2017 10:47 PM  
**To:** Sue Smith  
**Subject:** latest unemployment by County in Michigan  
**Attachments:** MICHIGAN COUNTIES RANKED BY UNEMPLOYMENT RATE.doc

Good evening,

Attached are the latest unemployment numbers for Michigan's Counties.  
Hillsdale 3.4%

*"Economic Development Partnership of Hillsdale County"*

*"Come Grow With Us"*

Susan M. Smith

Executive Director

859 Olds Street~Jonesville, MI 49250

Office 517-437-3200

Cell 517-260-2544

*"Equal Opportunity Employer"*

---

Total Control Panel

[Login](#)

To: [dmackie@cityofhillsdale.org](mailto:dmackie@cityofhillsdale.org)

[Remove](#) this sender from my allow list

From: [ssmith@hillsdaleedp.org](mailto:ssmith@hillsdaleedp.org)

*You received this message because the sender is on your allow list.*

MICHIGAN COUNTIES RANKED BY UNEMPLOYMENT RATE

APRIL 2017

1 Ottawa County 2.1	43 Charlevoix County 4.6
2 Washtenaw County 2.2	44 Missaukee County 4.6
3 Kent County 2.4	45 St. Clair County 4.6
4 Clinton County 2.6	46 Alpena County 4.6
5 Allegan County 2.7	47 Marquette County 4.7
6 Eaton County 2.8	48 Wayne County 4.8
7 Kalamazoo County 2.8	49 Lapeer County 5.0
8 Ionia County 2.8	50 Tuscola County 5.0
9 Barry County 2.9	51 Sanilac County 5.1
10 Ingham County 2.9	52 Manistee County 5.2
11 Livingston County 2.9	53 Otsego County 5.2
12 Oakland County 3.0	54 Gladwin County 5.3
13 Isabella County 3.1	55 Houghton County 5.3
14 Grand Traverse County 3.3	56 Delta County 5.3
15 Lenawee County 3.3	57 Benzie County 5.7
16 Cass County 3.4	58 Alcona County 5.8
17 Hillsdale County 3.4	59 Clare County 5.8
18 St. Joseph County 3.4	60 Crawford County 5.8
19 Jackson County 3.4	1 Lake County 5.9
20 Branch County 3.5	62 Antrim County 6.0
21 Montcalm County 3.6	63 Iron County 6.1
22 Calhoun County 3.6	64 Oceana County 6.1
23 Midland County 3.6	65 Iosco County 6.2
24 Berrien County 3.6	66 Emmet County 6.4
25 Monroe County 3.7	67 Kalkaska County 6.4
26 Newaygo County 3.8	68 Ogemaw County 6.7
27 Huron County 3.9	69 Gogebic County 6.7
28 Macomb County 3.9	70 Arenac County 6.8
29 Mecosta County 3.9	71 Luce County 6.8

30 Muskegon County 3.9	72 Chippewa County 7.0
31 Leelanau County 4.0	73 Oscoda County 7.1
32 Shiawassee County 4.0	74 Roscommon County 7.5
33 Dickinson County 4.1	75 Baraga County 7.6
34 Saginaw County 4.1	76 Presque Isle County 7.9
35 Van Buren County 4.2	77 Schoolcraft County 7.9
36 Gratiot County 4.2	78 Montmorency County 8.9
37 Wexford County 4.3	79 Alger County 9.1
38 Mason County 4.3	80 Keweenaw County 9.1
39 Genesee County 4.3	81 Ontonagon County 9.2
40 Osceola County 4.4	82 Cheboygan County 10.7
41 Menominee County 4.4	83 Mackinac County 12.5
42 Bay County 4.4	
# #	



FOR ADDITIONAL INFORMATION CONTACT:

David Mackie, City Manager  
(517) 437-4444  
[dmackie@cityofhillsdale.org](mailto:dmackie@cityofhillsdale.org)

***FOR IMMEDIATE RELEASE***

**Sewage Effluent Discharge 5-21-2017**

***Hillsdale, MI, May 23, 2017 –***

On Sunday May 21, 2017, the power was lost at the Hillsdale BPU sewage treatment plant at 101 Galloway Drive. The cause of the outage was due to a feeder tripping at the power plant. Once power was restored to the sewage treatment plant, one of the pumps failed causing a discharge of partially treated sewage effluent into the St. Joseph River.

The Department of Environmental Quality and the Branch-Hillsdale-St Joseph Health Agency were notified and a no contact advisory was issued until the test results are received making sure the river is safe for contact. Once the test results are verified, the no contact order will be lifted.

The City of Hillsdale along with BPU sincerely apologizes to the City of Jonesville, Jonesville Riverfest Committee, and all citizens involved in Jonesville Riverfest for the cancelation of events in the St. Joseph River due to the discharge of partially treated sewage. City of Hillsdale and BPU are strong supporters of Jonesville Riverfest.

We are working diligently to prevent this in the future. City of Hillsdale council members recently approved the purchase and installation of a new generator which is scheduled to be installed this summer to help prevent similar instances in the future.

City of Hillsdale and BPU employees strive to make Hillsdale a safe community to live, work, and play, and when errors like this happen, we take it seriously. We apologize for any inconveniences that this issue may have caused.



Anyone with any questions may contact David Mackie, City Manager at (517) 437-4444 or email [dmackie@cityofhillsdale.org](mailto:dmackie@cityofhillsdale.org) or visit [www.cityofhillsdale.org](http://www.cityofhillsdale.org).

###



# City of Hillsdale Agenda Item Summary

**MEETING DATE:** June 5, 2017

**AGENDA ITEM:** Unfinished Business

**SUBJECT:** FY2018 Budget Adoption

## **BACKGROUND**

The final step in the budget process is the adoption of the attached budget resolutions. This is the culmination of many months of work by staff and council to create the roadmap for the coming year.

At the April 3, 2017 Council meeting the proposed 2017-18 budget was presented. The Council as a whole met on April 18 and 24, 2017 with staff to review the various department's requests. No changes to the budget have been recommended. A Public Hearing was conducted May 15, 2017 for members of the public to express their opinions regarding the proposed budget. No comments were received.

Charter dictates that on or before the first Monday in the month of June, Council shall by resolution make an appropriation for the next fiscal year to meet the expenses of the activities of the City and levy the taxes. Accordingly, the attached resolutions define the specific amounts of expenditures for each of the funds of the City and the BPU, as well as their capital budget. It also affirms a 2% wage increase for city non-union employees.

## **RECOMMENDATION:**

Council adopt the attached resolutions to approve the budget as presented for the period of July 1, 2017 – June 30, 2018 and levy the taxes.

**CITY OF HILLSDALE, MICHIGAN  
RESOLUTION NO. 3310**

**BE IT RESOLVED**, that the following sums shall be approved as budgeted and appropriated to meet the expenses of the several funds and activities of the City of Hillsdale for the fiscal year beginning July 1, 2017 and ending June 30, 2018.

Revenues:

Property Taxes .....	\$ 2,449,750
Payment in Lieu of Taxes .....	1,050,000
Grants & Donations .....	3,605,520
State Revenue Sharing .....	1,836,305
Internal Transfers .....	818,705
Miscellaneous Other Revenues .....	1,661,860
<b>Total Revenues City at Large</b>	<b>\$11,422,140</b>

General Fund Expenditures:

City Council .....	\$ 27,455
City Manager .....	242,910
Economic Development .....	60,000
Administrative Services .....	176,400
Elections .....	10,595
Assessing Department .....	104,430
City Clerk .....	160,165
Finance .....	64,460
City Treasurer .....	140,570
Building & Grounds .....	129,010
Parking Lots .....	30,235
Cemeteries .....	111,775
Airport .....	130,320
Police Department .....	1,426,765
Fire Department .....	462,190
Code Enforcement .....	2,500
Planning Department .....	132,085
Public Services .....	260,230
Street Lighting .....	69,600
Parks .....	190,150
Transfers to Other Funds .....	504,705
<b>Total General Fund</b>	<b>\$4,436,550</b>

Major Streets/Trunkline Fund.....	\$ 683,250
Local Streets Fund .....	376,000
Municipal Street Fund .....	2,312,565
Recreation Fund .....	140,830
Economic Development Corp. Fund.....	60,400
Tax Increment Finance Authority Fund.....	149,000
Drug Forfeiture Fund .....	1,300
Library Fund .....	277,605
Police OWI Enforcement Fund .....	3,600
Capital Improvement Fund .....	187,000
Fields of Dreams .....	4,100
Mrs. Stock's Park Fund.....	15,200
Airport Improvement Fund .....	1,212,310
Three Meadows Development Fund .....	500
Dial-a-Ride Transportation Fund.....	536,560
DPS Inventory Fund .....	243,305
Revolving Mobile Equipment Fund.....	440,497
Unemployment Insurance Fund.....	1,000
DPS Leave & Fringe Benefits Fund .....	193,083
Cemetery Perpetual Care Fund .....	18,000

**Total Expenditures City at Large** **\$11,292,655**

**BE IT FURTHER RESOLVED**, that pursuant to Section 13.7 of the City Charter, the budgets for the Hillsdale Board of Public Utilities are hereby approved as follows:

Revenues:

Electric Fund.....	\$13,745,300
Water Fund.....	1,345,500
Sewer Fund .....	1,862,400

Expenditures:

Electric Fund.....	\$12,732,325
Water Fund.....	1,290,360
Sewer Fund .....	1,406,190

Capital Projects

Administrative Services.....	\$ 50,000
Electric .....	664,000
Water.....	506,000
Sewer .....	210,000

**BE IT FURTHER RESOLVED**, that pursuant to Section 13.6 of the City Charter, those projects which are to begin in fiscal year 2017-2018 as indicated on the report the Board of Utilities presented to Council are hereby approved for the fiscal year 2017-2018.

**BE IT FURTHER RESOLVED**, that the wage and salary schedule for all non-union, non-contractual employees of the city, including the Board of Public Utilities employees, shall be increased by two percent (2.0%) from the current levels, effective July 1, 2017. This is exclusive of all employment contracts and/or agreements.

PASSED IN OPEN COUNCIL MEETING THIS 5<sup>TH</sup> DAY OF JUNE, 2017.

---

Scott Sessions, Mayor

ATTEST:

---

Stephen M. French, MMC  
City Clerk

**CITY OF HILLSDALE, MICHIGAN  
RESOLUTION NO. 3311**

**WHEREAS**, the Hillsdale City Council has held a public hearing pursuant to Public Act 5 of 1982, as amended, being 211.24e of the Michigan Compiled Laws; and

**WHEREAS**, the Council finds it necessary to levy the City's full available millage rate with rollback caused by PA 5 of 1982;

**THEREFORE, BE IT RESOLVED**, that pursuant to Hillsdale City Charter Section 8.4, for the purpose of defraying the **general expenses and liabilities of the City**, the sum of **\$1,530,669.63** shall be raised by a general tax of **twelve and 4338 hundredths** mills (**\$12.4338** per \$1,000 of taxable valuation) upon the ad valorem real and personal property in the City; and

**BE IT FURTHER RESOLVED**, that pursuant to Hillsdale City Charter Section 8.4, for the purpose of defraying the **expenses of working upon, improving, and repairing and cleaning the streets of the City**, the sum of **\$306,138.85** shall be raised by a general tax of **two and 4868 hundredths** mills (**\$2.4868** per \$1,000 of taxable valuation) upon the ad valorem real and personal property in the City; and

**BE IT FURTHER RESOLVED**, that pursuant to Hillsdale City Charter Section 8.4, for the purpose of **payment into a sinking fund established for the payment of debt service**, the sum of **\$367,359.23** shall be raised by a general tax of **two and 9841 hundredths** mills (**\$2.9841** per \$1,000 of taxable valuation) upon the ad valorem real and personal property in the City; and

**BE IT FURTHER RESOLVED**, that pursuant to Hillsdale City Charter Section 2.4, and Hillsdale Municipal Code Section 2-265, for the purposes of defraying the **expenses of the City's public Library**, the sum of **\$122,453.07** shall be raised by a general tax **9947 hundredths** of a mill (**\$0.9947** per \$1,000 of taxable valuation) upon the ad valorem real and personal property in the City; and

**BE IT FURTHER RESOLVED**, that pursuant to Public Act 88 of 1983, as amended, the City Treasurer is hereby authorized and directed to impose and collect such property tax administration fees, collection fees, and late payment charges as are authorized by law and charter.

PASSED IN OPEN COUNCIL MEETING THIS 15<sup>TH</sup> DAY OF JUNE, 2017.

---

Scott Sessions, Mayor

ATTEST:

---

Stephen M. French, MMC  
City Clerk

**2017 Tax Rate Request (This form must be completed and submitted on or before September 30, 2017)**

**MILLAGE REQUEST REPORT TO COUNTY BOARD OF COMMISSIONERS**

**Carefully read the instructions on page 2.**

This form is issued under authority of MCL Sections 211.24e, 211.34 and 211.34d. Filing is mandatory; Penalty applies.

County(ies) Where the Local Government Unit Levies Taxes	2017 Taxable Value of ALL Properties in the Unit as of 5-22-17
Local Government Unit Requesting Millage Levy	For LOCAL School Districts: 2017 Taxable Value excluding Principal Residence, Qualified Agricultural, Qualified Forest, Industrial Personal and Commercial Personal Properties.

**This form must be completed for each unit of government for which a property tax is levied. Penalty for non-filing is provided under MCL Sec 211.119. The following tax rates have been authorized for levy on the 2017 tax roll.**

(1) Source	(2) Purpose of Millage	(3) Date of Election	(4) Original Millage Authorized by Election Charter, etc.	(5) ** 2016 Millage Rate Permanently Reduced by MCL 211.34d "Headlee"	(6) 2017 Current Year "Headlee" Millage Reduction Fraction	(7) 2017 Millage Rate Permanently Reduced by MCL 211.34d "Headlee"	(8) Sec. 211.34 Truth in Assessing or Equalization Millage Rollback Fraction	(9) Maximum Allowable Millage Levy *	(10) Millage Requested to be Levied July 1	(11) Millage Requested to be Levied Dec. 1	(12) Expiration Date of Millage Authorized

Prepared by	Telephone Number	Title of Preparer	Date
-------------	------------------	-------------------	------

**CERTIFICATION:** As the representatives for the local government unit named above, we certify that these requested tax levy rates have been reduced, if necessary to comply with the state constitution (Article 9, Section 31), and that the requested levy rates have also been reduced, if necessary, to comply with MCL Sections 211.24e, 211.34 and, for LOCAL school districts which levy a Supplemental (Hold Harmless) Millage, 380.1211(3).

**Local School District Use Only. Complete if requesting millage to be levied. See STC Bulletin 3 of 2017 for instructions on completing this section.**

<input type="checkbox"/> Clerk	Signature	Print Name	Date
<input type="checkbox"/> Secretary			
<input type="checkbox"/> Chairperson	Signature	Print Name	Date
<input type="checkbox"/> President			

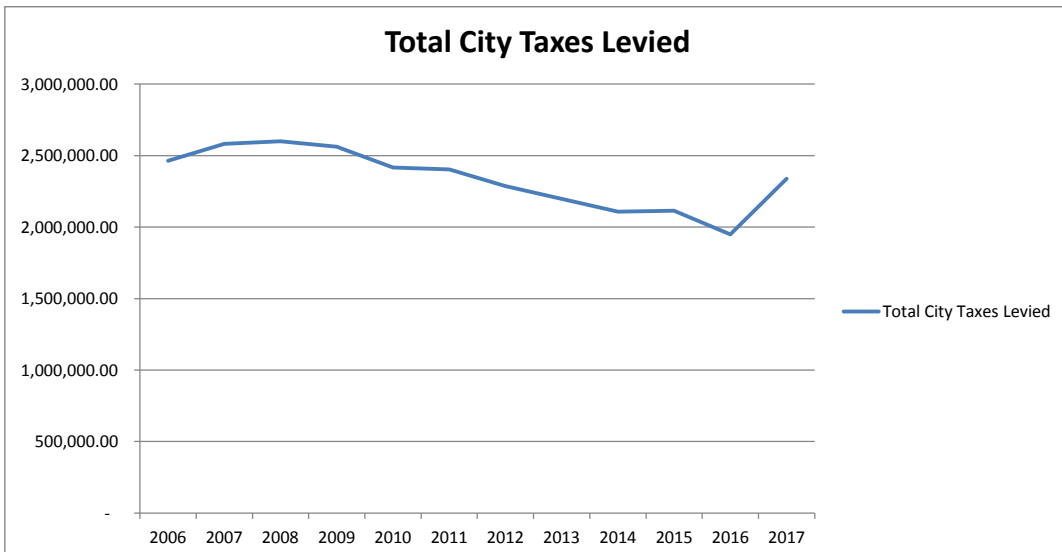
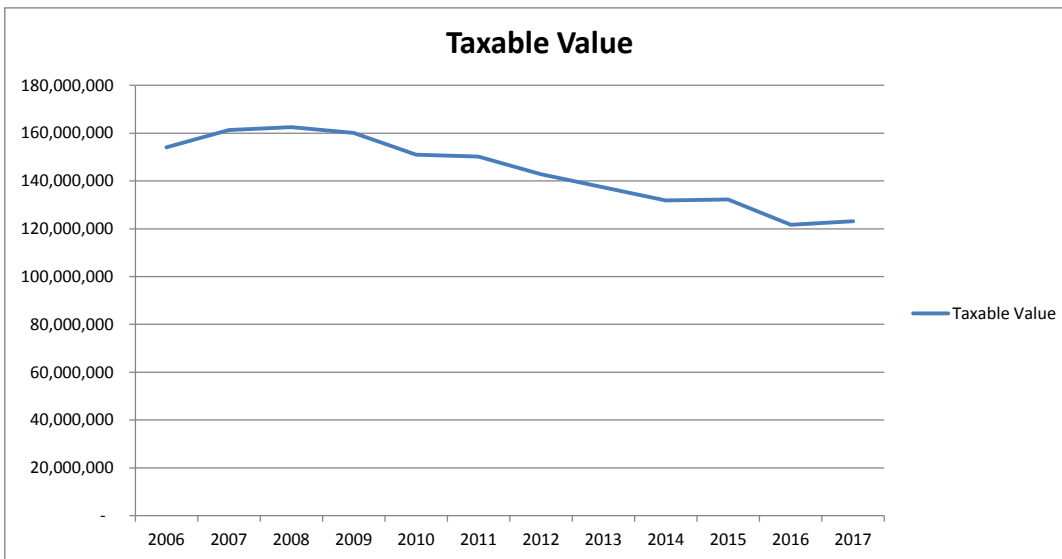
Total School District Operating Rates to be Levied (HH/Supp and NH Oper ONLY)	Rate
For Principal Residence, Qualified Ag, Qualified Forest and Industrial Personal	
For Commercial Personal	
For all Other	

\* Under Truth in Taxation, MCL Section 211.24e, the governing body may decide to levy a rate which will not exceed the maximum authorized rate allowed in column 9. The requirements of MCL 211.24e must be met prior to levying an operating levy which is larger than the base tax rate but not larger than the rate in column 9.

\*\* **IMPORTANT:** See instructions on page 2 regarding where to find the millage rate used in column (5).

Property Tax Revenue Trends								
Tax Year	Taxable Value	% Change from prior year	% Change from 2006	Gen Oper - 12.5 mills	Streets - 2.5 mills	Library - 1 mill	Sinking Fund / Debt Service - up to 3 mills	Total City Taxes Levied
2006	154,044,603	n/a	n/a	\$ 1,925,557.54	\$ 385,111.51	\$ 154,044.60	462,133.81	<u>2,464,713.65</u>
2007	161,334,921	4.73%	4.73%	\$ 2,016,686.51	\$ 403,337.30	\$ 161,334.92	484,004.76	<u>2,581,358.74</u>
2008	162,494,303	0.72%	5.49%	\$ 2,031,178.79	\$ 406,235.76	\$ 162,494.30	487,482.91	<u>2,599,908.85</u>
2009	160,083,631	-1.48%	3.92%	\$ 2,001,045.39	\$ 400,209.08	\$ 160,083.63	480,250.89	<u>2,561,338.10</u>
2010	151,048,005	-5.64%	-1.95%	\$ 1,888,100.06	\$ 377,620.01	\$ 151,048.01	453,144.02	<u>2,416,768.08</u>
2011	150,229,722	-0.54%	-2.48%	\$ 1,877,871.53	\$ 375,574.31	\$ 150,229.72	450,689.17	<u>2,403,675.55</u>
2012	142,873,135	-4.90%	-7.25%	\$ 1,785,914.19	\$ 357,182.84	\$ 142,873.14	428,619.41	<u>2,285,970.16</u>
2013	137,403,128	-3.83%	-10.80%	\$ 1,717,539.10	\$ 343,507.82	\$ 137,403.13	412,209.38	<u>2,198,450.05</u>
2014	131,789,352	-4.09%	-14.45%	\$ 1,647,366.90	\$ 329,473.38	\$ 131,789.35	395,368.06	<u>2,108,629.63</u>
2015	132,224,657	0.33%	-14.16%	\$ 1,652,808.21	\$ 330,561.64	\$ 132,224.66	396,673.97	<u>2,115,594.51</u>
2016	121,748,668	-7.92%	-20.97%	\$ 1,521,858.35	\$ 304,371.67	\$ 121,748.67	365,246.00	<u>1,947,978.69</u>
2017	123,105,538	1.11%	-20.08%	\$ 1,538,819.23	\$ 307,763.85	\$ 123,105.54	369,316.61	<u>2,339,005.22</u>

2017 "Total City Taxes Levied" assumes approval of 3 mill sinking fund



Millage rates based on charter, without "Headlee" or other millage reduction factors

Ad Valorem parcels only

Does not consider effect of TIFA capture

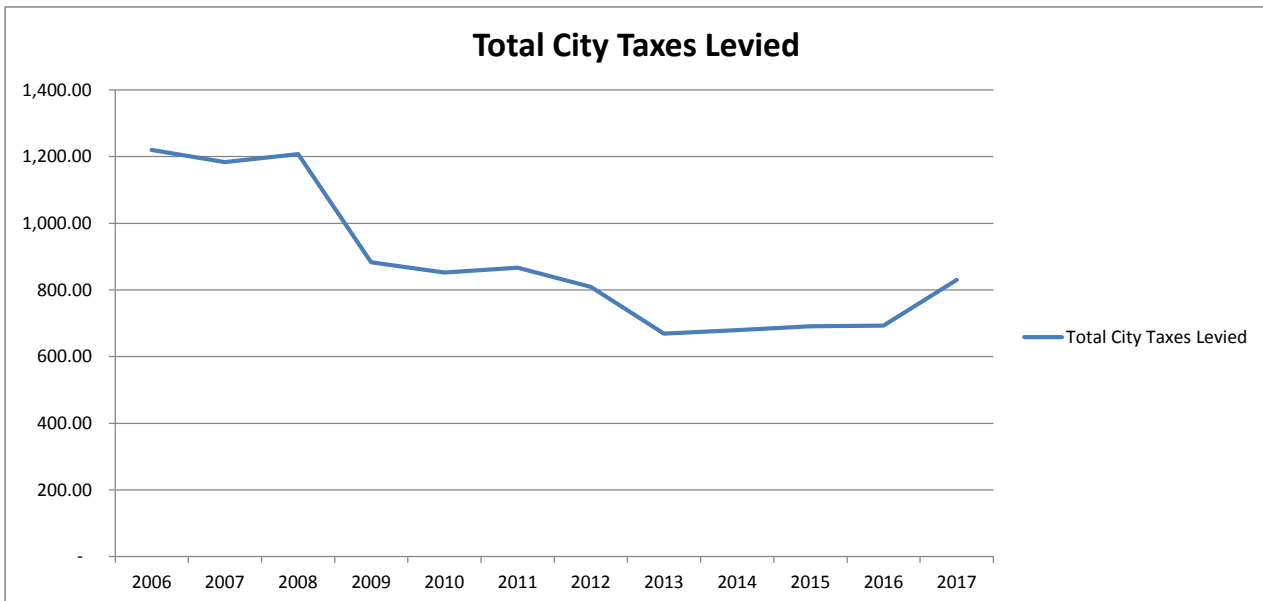
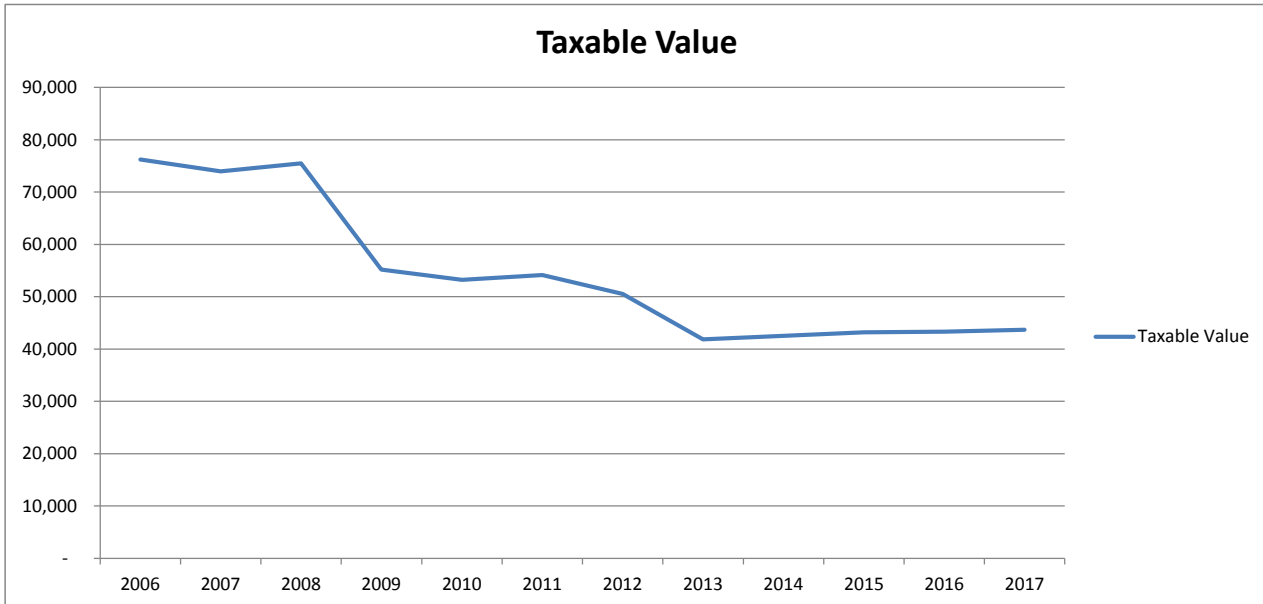
Tentative - pending approval

Not levied



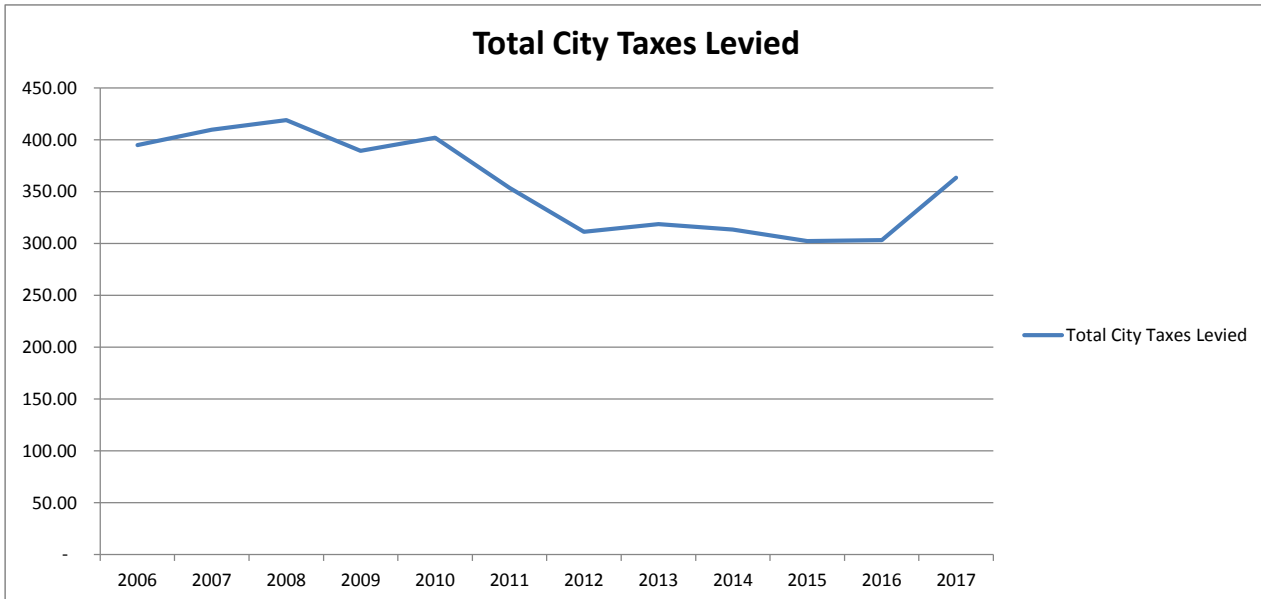
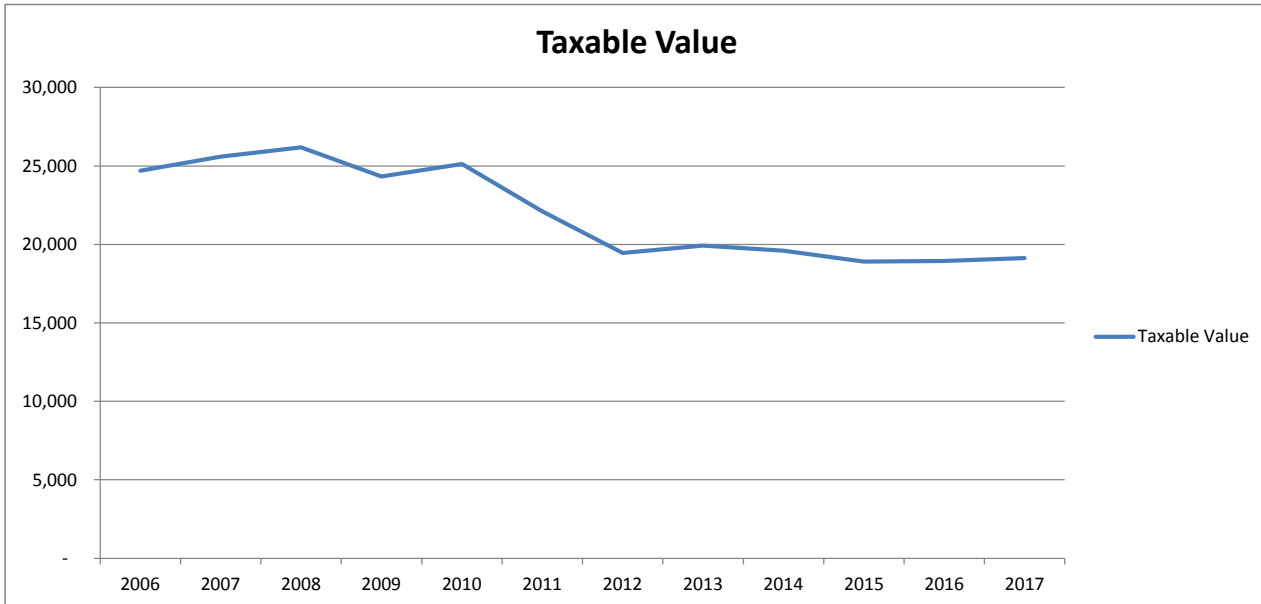
Property Tax Revenue Trends									
Tax Year	Taxable Value	% Change from prior year	% Change from 2006	Gen Oper - 12.5 mills	Streets - 2.5 mills	Library - 1 mill	Sinking Fund / Debt Service - up to 3 mills	Total City Taxes Levied	Sales
2006	76,250	n/a	n/a	\$ 953.13	\$ 190.63	\$ 76.25	228.75	1,220.00	\$ 120,000
2007	73,990	-2.96%	-2.96%	\$ 924.88	\$ 184.98	\$ 73.99	221.97	1,183.84	
2008	75,470	2.00%	-1.02%	\$ 943.38	\$ 188.68	\$ 75.47	226.41	1,207.52	
2009	55,160	-26.91%	-27.66%	\$ 689.50	\$ 137.90	\$ 55.16	165.48	882.56	
2010	53,240	-3.48%	-30.18%	\$ 665.50	\$ 133.10	\$ 53.24	159.72	851.84	
2011	54,145	1.70%	-28.99%	\$ 676.81	\$ 135.36	\$ 54.15	162.44	866.32	
2012	50,560	-6.62%	-33.69%	\$ 632.00	\$ 126.40	\$ 50.56	151.68	808.96	
2013	41,830	-17.27%	-45.14%	\$ 522.88	\$ 104.58	\$ 41.83	125.49	669.28	
2014	42,499	1.60%	-44.26%	\$ 531.24	\$ 106.25	\$ 42.50	127.50	679.98	
2015	43,178	1.60%	-43.37%	\$ 539.73	\$ 107.95	\$ 43.18	129.53	690.85	
2016	43,307	0.30%	-43.20%	\$ 541.34	\$ 108.27	\$ 43.31	129.92	692.91	
2017	43,696	0.90%	-42.69%	\$ 546.20	\$ 109.24	\$ 43.70	131.09	830.22	

2017 "Total City Taxes Levied" assumes approval of 3 mill sinking fund



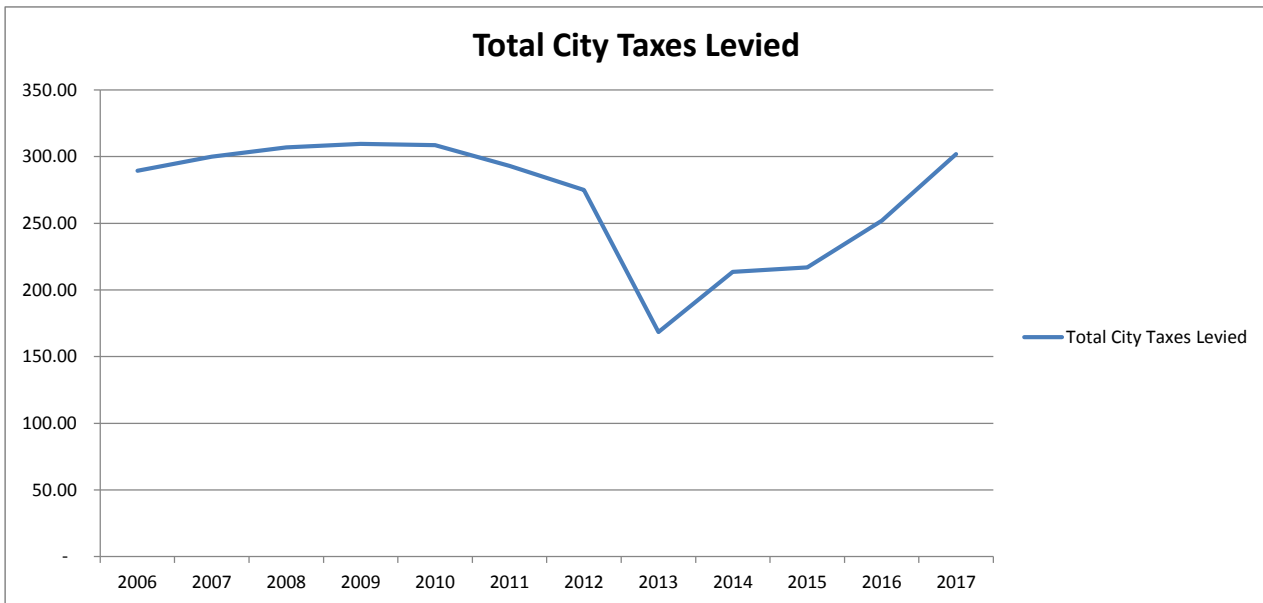
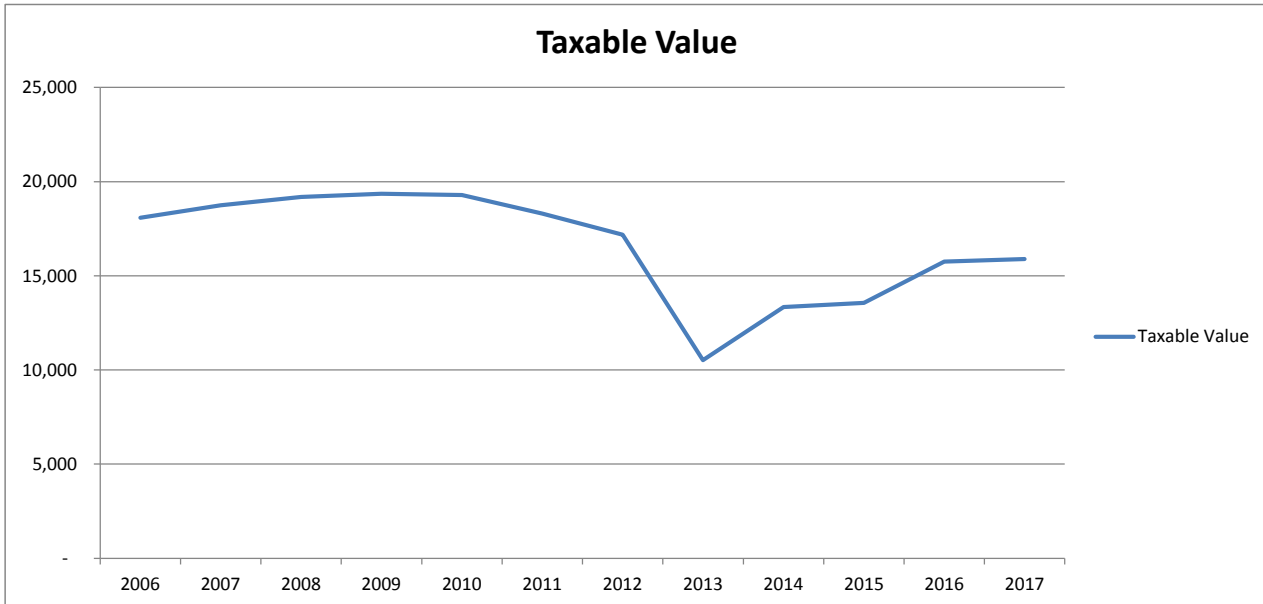
Property Tax Revenue Trends									
Tax Year	Taxable Value	% Change from prior year	% Change from 2006	Gen Oper - 12.5 mills	Streets - 2.5 mills	Library - 1 mill	Sinking Fund / Debt Service - up to 3 mills	Total City Taxes Levied	Sales
2006	24,690	n/a	n/a	\$ 308.63	\$ 61.73	\$ 24.69	74.07	395.04	\$ 64,000
2007	25,603	3.70%	3.70%	\$ 320.04	\$ 64.01	\$ 25.60	76.81	409.65	
2008	26,191	2.30%	6.08%	\$ 327.39	\$ 65.48	\$ 26.19	78.57	419.06	
2009	24,340	-7.07%	-1.42%	\$ 304.25	\$ 60.85	\$ 24.34	73.02	389.44	
2010	25,120	3.20%	1.74%	\$ 314.00	\$ 62.80	\$ 25.12	75.36	401.92	
2011	22,100	-12.02%	-10.49%	\$ 276.25	\$ 55.25	\$ 22.10	66.30	353.60	
2012	19,460	-11.95%	-21.18%	\$ 243.25	\$ 48.65	\$ 19.46	58.38	311.36	
2013	19,927	2.40%	-19.29%	\$ 249.09	\$ 49.82	\$ 19.93	59.78	318.83	
2014	19,600	-1.64%	-20.62%	\$ 245.00	\$ 49.00	\$ 19.60	58.80	313.60	
2015	18,900	-3.57%	-23.45%	\$ 236.25	\$ 47.25	\$ 18.90	56.70	302.40	
2016	18,956	0.30%	-23.22%	\$ 236.95	\$ 47.39	\$ 18.96	56.87	303.30	
2017	19,126	0.90%	-22.54%	\$ 239.08	\$ 47.82	\$ 19.13	57.38	363.39	

2017 "Total City Taxes Levied" assumes approval of 3 mill sinking fund



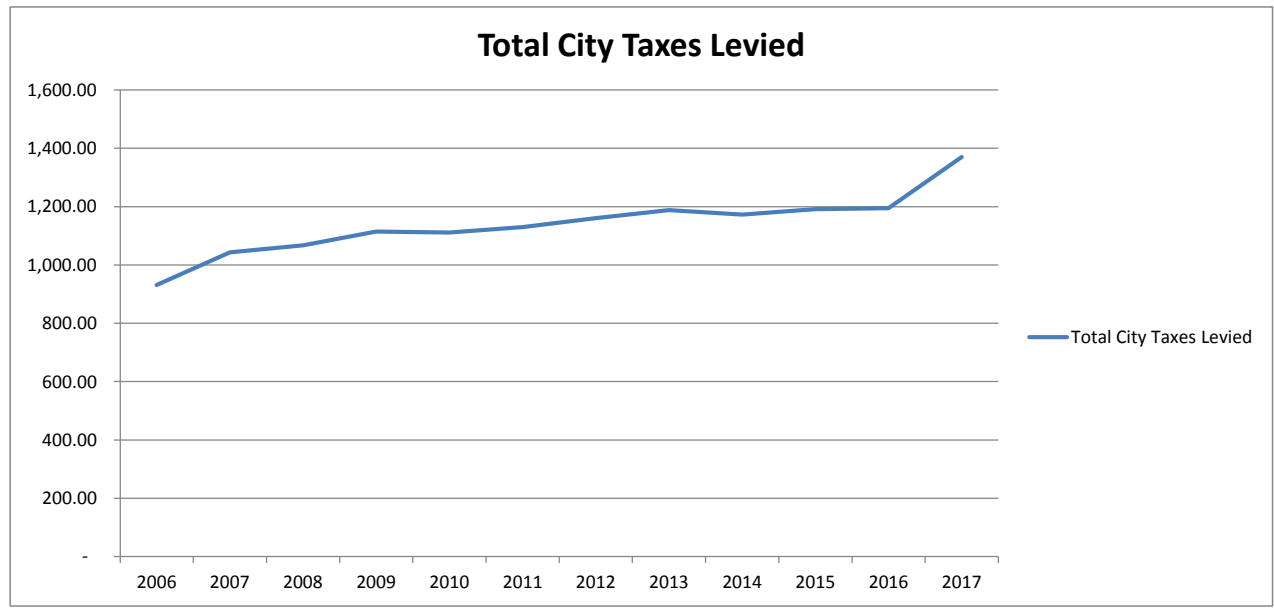
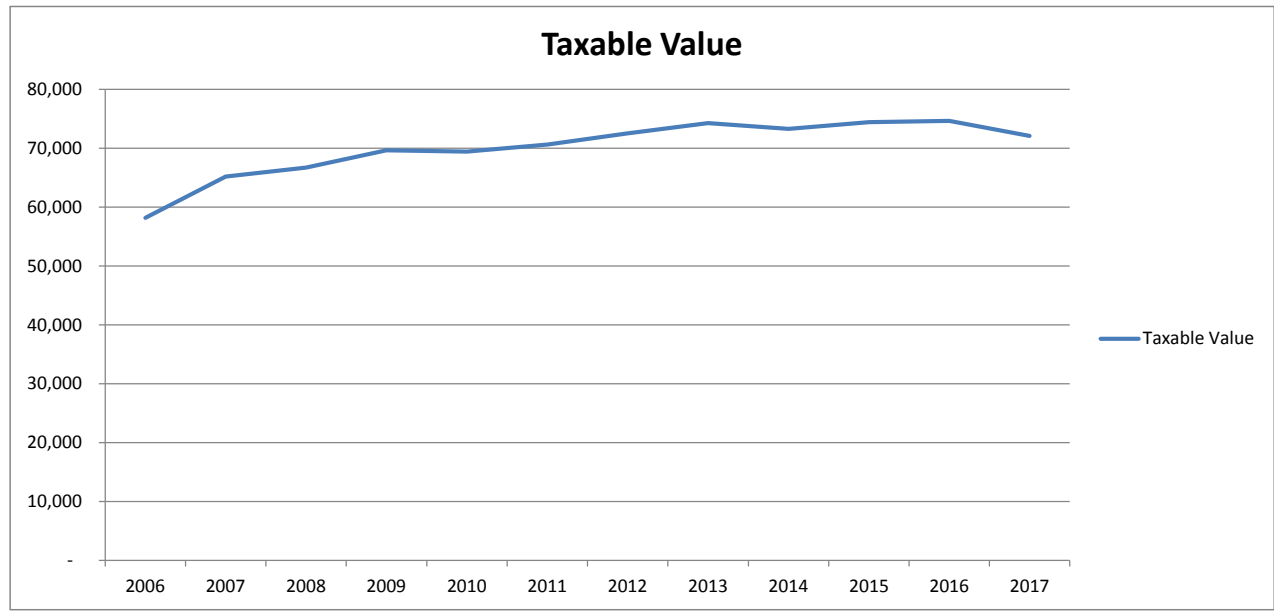
Property Tax Revenue Trends										Sales
Tax Year	Taxable Value	% Change from prior year	% Change from 2006	Gen Oper - 12.5 mills	Streets - 2.5 mills	Library - 1 mill	Sinking Fund / Debt Service - up to 3 mills	Total City Taxes Levied		
2006	18,081	n/a	n/a	\$ 226.01	\$ 45.20	\$ 18.08	54.24	289.30		
2007	18,749	3.69%	3.69%	\$ 234.36	\$ 46.87	\$ 18.75	56.25	299.98		
2008	19,180	2.30%	6.08%	\$ 239.75	\$ 47.95	\$ 19.18	57.54	306.88		
2009	19,350	0.89%	7.02%	\$ 241.88	\$ 48.38	\$ 19.35	58.05	309.60		
2010	19,291	-0.30%	6.69%	\$ 241.14	\$ 48.23	\$ 19.29	57.87	308.66		
2011	18,310	-5.09%	1.27%	\$ 228.88	\$ 45.78	\$ 18.31	54.93	292.96		
2012	17,190	-6.12%	-4.93%	\$ 214.88	\$ 42.98	\$ 17.19	51.57	275.04		
2013	10,520	-38.80%	-41.82%	\$ 131.50	\$ 26.30	\$ 10.52	31.56	168.32		
2014	13,344	26.84%	-26.20%	\$ 166.80	\$ 33.36	\$ 13.34	40.03	213.50		
2015	13,557	1.60%	-25.02%	\$ 169.46	\$ 33.89	\$ 13.56	40.67	216.91		
2016	15,748	16.16%	-12.90%	\$ 196.85	\$ 39.37	\$ 15.75	47.24	251.97		
2017	15,889	0.90%	-12.12%	\$ 198.61	\$ 39.72	\$ 15.89	47.67	301.89		

2017 "Total City Taxes Levied" assumes approval of 3 mill sinking fund



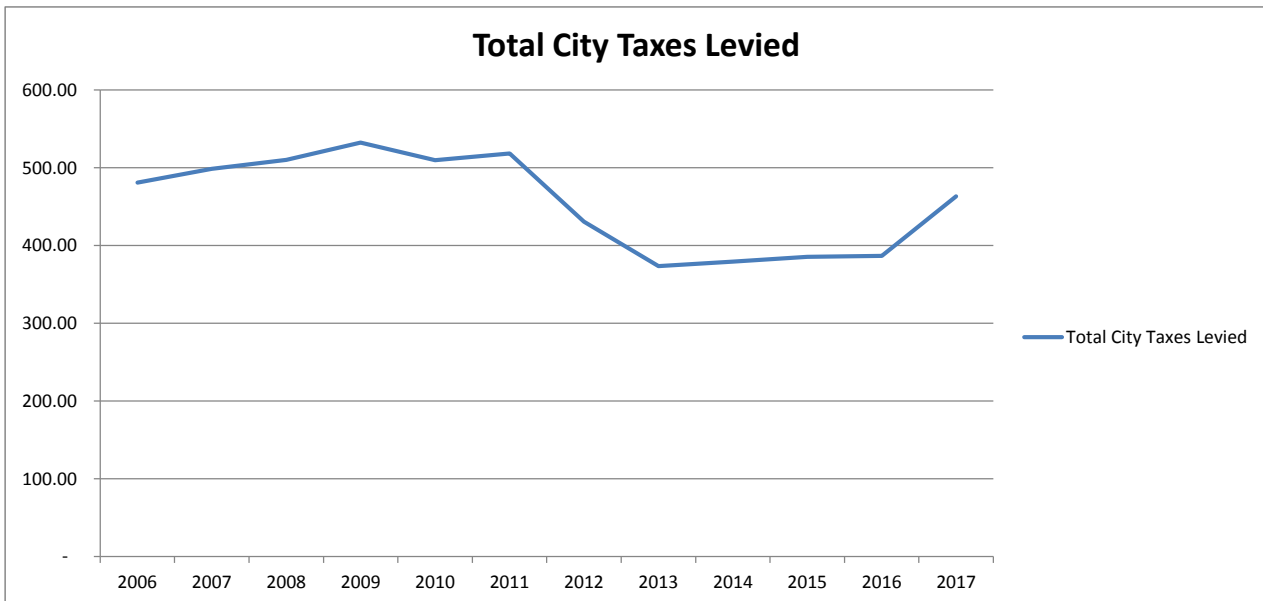
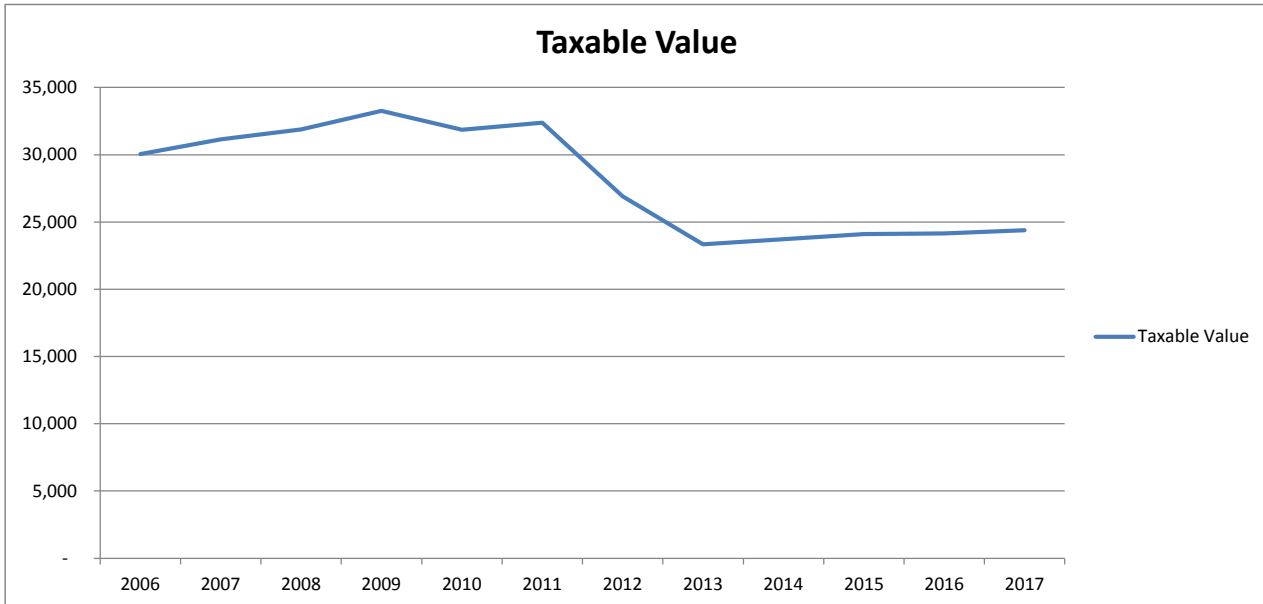
Property Tax Revenue Trends									
Tax Year	Taxable Value	% Change from prior year	% Change from 2006	Gen Oper - 12.5 mills	Streets - 2.5 mills	Library - 1 mill	Sinking Fund / Debt Service - up to 3 mills	Total City Taxes Levied	Sales
2006	58,179	n/a	n/a	\$ 727.24	\$ 145.45	\$ 58.18	174.54	930.86	
2007	65,221	12.10%	12.10%	\$ 815.26	\$ 163.05	\$ 65.22	195.66	1,043.54	
2008	66,721	2.30%	14.68%	\$ 834.01	\$ 166.80	\$ 66.72	200.16	1,067.54	
2009	69,656	4.40%	19.73%	\$ 870.70	\$ 174.14	\$ 69.66	208.97	1,114.50	
2010	69,447	-0.30%	19.37%	\$ 868.09	\$ 173.62	\$ 69.45	208.34	1,111.15	
2011	70,627	1.70%	21.40%	\$ 882.84	\$ 176.57	\$ 70.63	211.88	1,130.03	
2012	72,533	2.70%	24.67%	\$ 906.66	\$ 181.33	\$ 72.53	217.60	1,160.53	
2013	74,273	2.40%	27.66%	\$ 928.41	\$ 185.68	\$ 74.27	222.82	1,188.37	
2014	73,300	-1.31%	25.99%	\$ 916.25	\$ 183.25	\$ 73.30	219.90	1,172.80	
2015	74,472	1.60%	28.00%	\$ 930.90	\$ 186.18	\$ 74.47	223.42	1,191.55	
2016	74,695	0.30%	28.39%	\$ 933.69	\$ 186.74	\$ 74.70	224.09	1,195.12	
2017	72,100	-3.47%	23.93%	\$ 901.25	\$ 180.25	\$ 72.10	216.30	1,369.90	

2017 "Total City Taxes Levied" assumes approval of 3 mill sinking fund



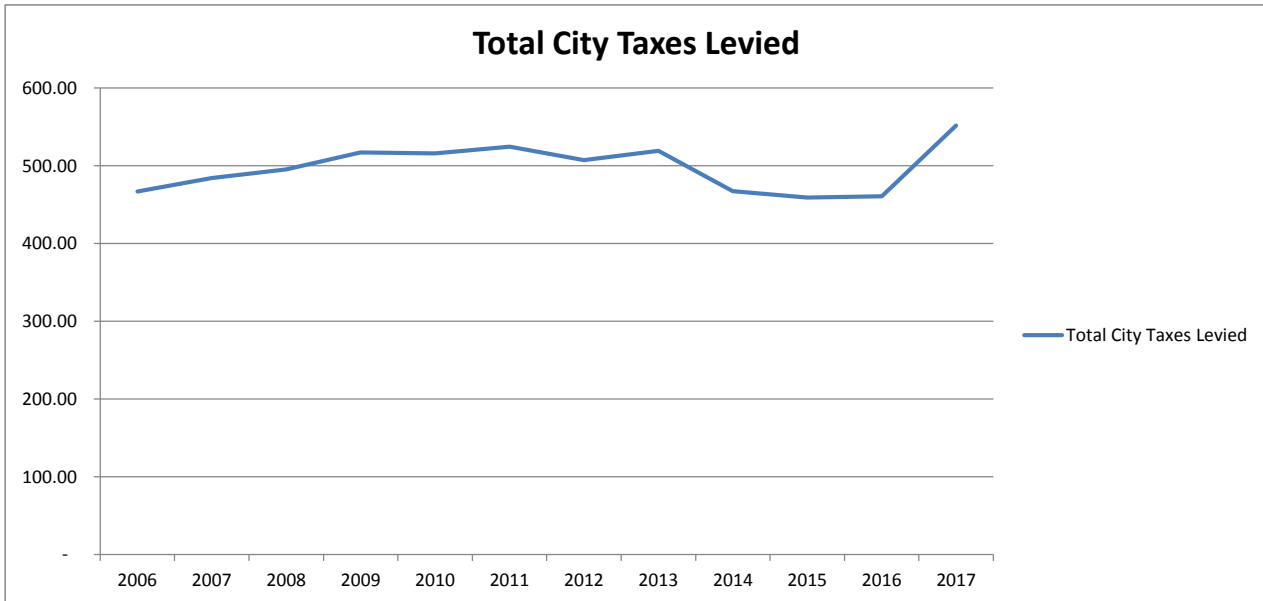
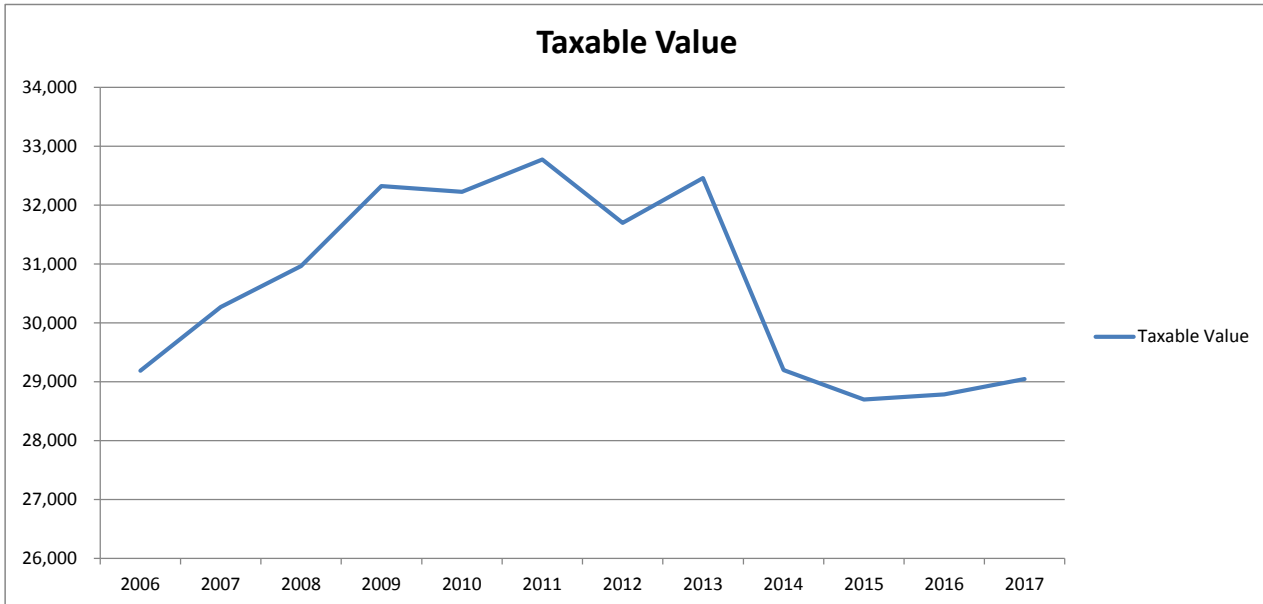
Property Tax Revenue Trends									
Tax Year	Taxable Value	% Change from prior year	% Change from 2006	Gen Oper - 12.5 mills	Streets - 2.5 mills	Library - 1 mill	Sinking Fund / Debt Service - up to 3 mills	Total City Taxes Levied	Sales
2006	30,044	n/a	n/a	\$ 375.55	\$ 75.11	\$ 30.04	90.13	480.70	
2007	31,155	3.70%	3.70%	\$ 389.44	\$ 77.89	\$ 31.16	93.47	498.48	
2008	31,871	2.30%	6.08%	\$ 398.39	\$ 79.68	\$ 31.87	95.61	509.94	
2009	33,273	4.40%	10.75%	\$ 415.91	\$ 83.18	\$ 33.27	99.82	532.37	
2010	31,850	-4.28%	6.01%	\$ 398.13	\$ 79.63	\$ 31.85	95.55	509.60	
2011	32,391	1.70%	7.81%	\$ 404.89	\$ 80.98	\$ 32.39	97.17	518.26	
2012	26,920	-16.89%	-10.40%	\$ 336.50	\$ 67.30	\$ 26.92	80.76	430.72	
2013	23,340	-13.30%	-22.31%	\$ 291.75	\$ 58.35	\$ 23.34	70.02	373.44	
2014	23,713	1.60%	-21.07%	\$ 296.41	\$ 59.28	\$ 23.71	71.14	379.41	
2015	24,092	1.60%	-19.81%	\$ 301.15	\$ 60.23	\$ 24.09	72.28	385.47	
2016	24,161	0.29%	-19.58%	\$ 302.01	\$ 60.40	\$ 24.16	72.48	386.58	
2017	24,381	0.91%	-18.85%	\$ 304.76	\$ 60.95	\$ 24.38	73.14	463.24	

2017 "Total City Taxes Levied" assumes approval of 3 mill sinking fund



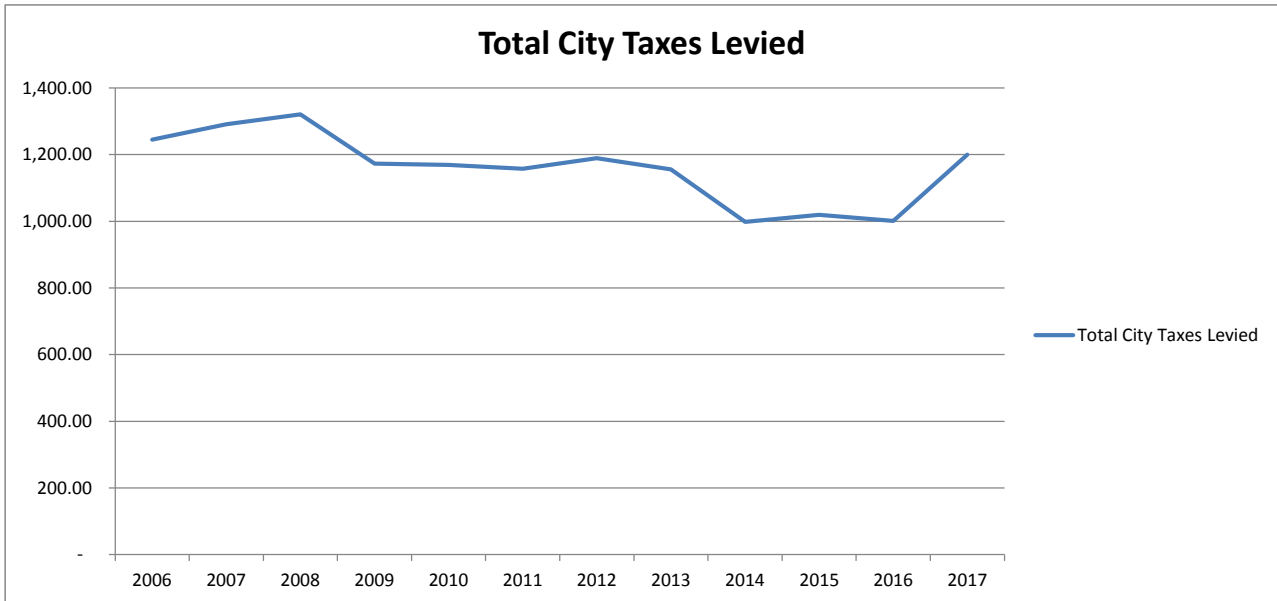
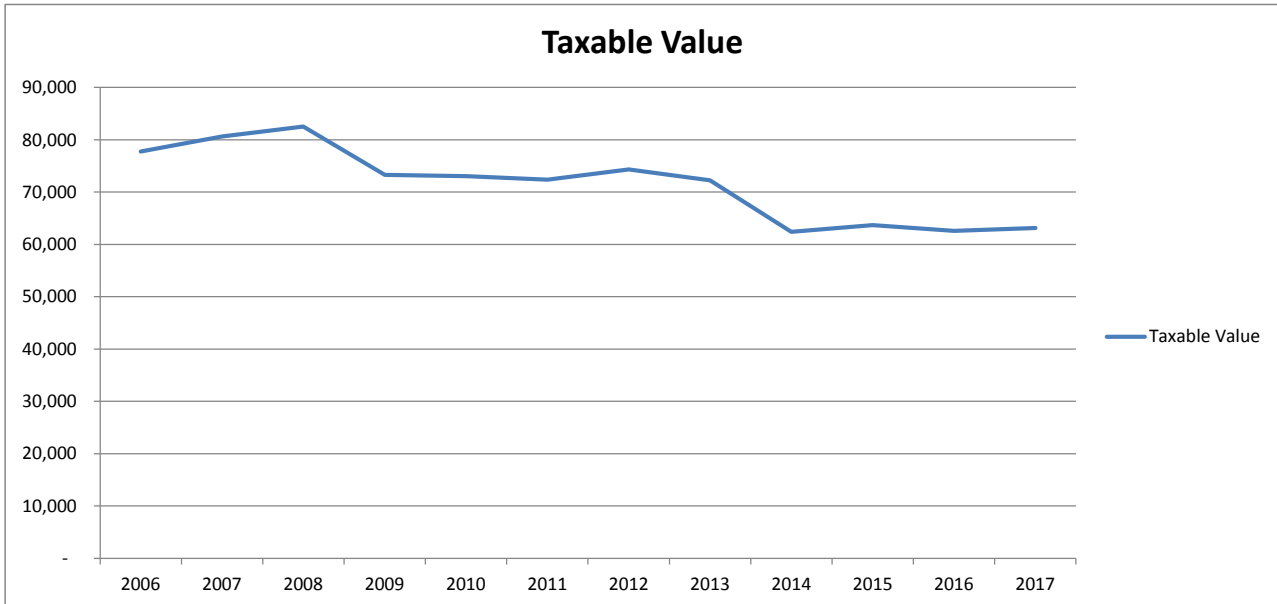
Property Tax Revenue Trends									
Tax Year	Taxable Value	% Change from prior year	% Change from 2006	Gen Oper - 12.5 mills	Streets - 2.5 mills	Library - 1 mill	Sinking Fund / Debt Service - up to 3 mills	Total City Taxes Levied	Sales
2006	29,189	n/a	n/a	\$ 364.86	\$ 72.97	\$ 29.19	87.57	467.02	
2007	30,268	3.70%	3.70%	\$ 378.35	\$ 75.67	\$ 30.27	90.80	484.29	
2008	30,964	2.30%	6.08%	\$ 387.05	\$ 77.41	\$ 30.96	92.89	495.42	
2009	32,326	4.40%	10.75%	\$ 404.08	\$ 80.82	\$ 32.33	96.98	517.22	
2010	32,229	-0.30%	10.41%	\$ 402.86	\$ 80.57	\$ 32.23	96.69	515.66	
2011	32,776	1.70%	12.29%	\$ 409.70	\$ 81.94	\$ 32.78	98.33	524.42	
2012	31,700	-3.28%	8.60%	\$ 396.25	\$ 79.25	\$ 31.70	95.10	507.20	
2013	32,460	2.40%	11.21%	\$ 405.75	\$ 81.15	\$ 32.46	97.38	519.36	
2014	29,200	-10.04%	0.04%	\$ 365.00	\$ 73.00	\$ 29.20	87.60	467.20	
2015	28,700	-1.71%	-1.68%	\$ 358.75	\$ 71.75	\$ 28.70	86.10	459.20	
2016	28,786	0.30%	-1.38%	\$ 359.83	\$ 71.97	\$ 28.79	86.36	460.58	
2017	29,045	0.90%	-0.49%	\$ 363.06	\$ 72.61	\$ 29.05	87.14	551.86	

2017 "Total City Taxes Levied" assumes approval of 3 mill sinking fund



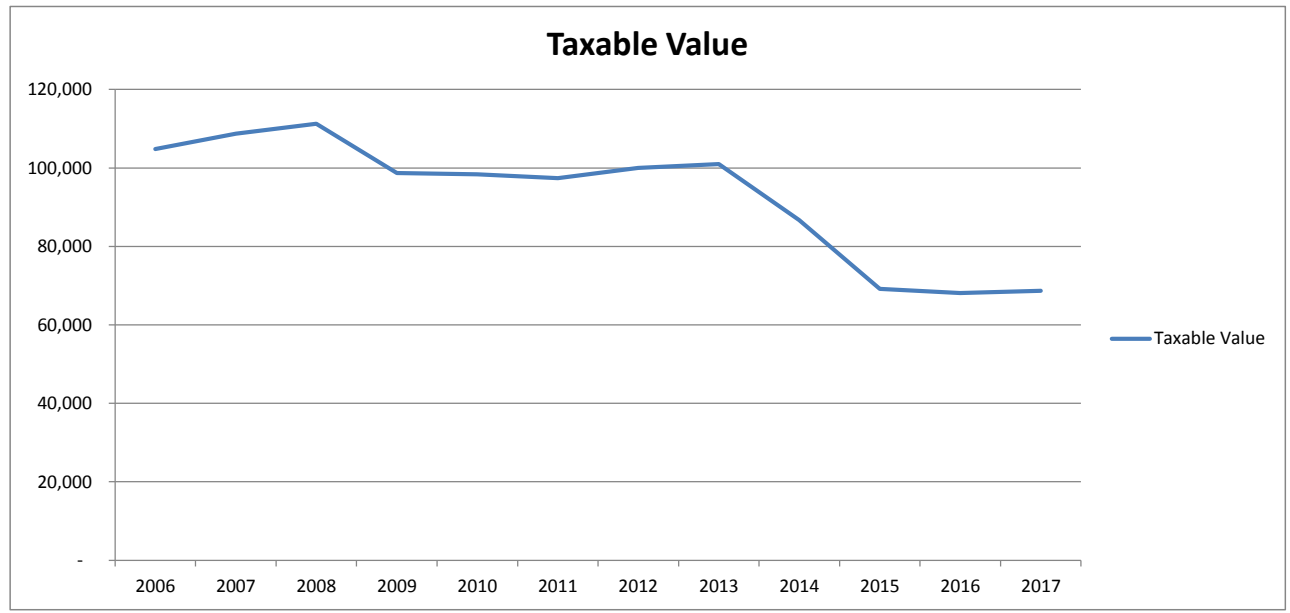
Property Tax Revenue Trends									
Tax Year	Taxable Value	% Change from prior year	% Change from 2006	Gen Oper - 12.5 mills	Streets - 2.5 mills	Library - 1 mill	Sinking Fund / Debt Service - up to 3 mills	Total City Taxes Levied	Sales
2006	77,790	n/a	n/a	\$ 972.38	\$ 194.48	\$ 77.79	233.37	1,244.64	
2007	80,668	3.70%	3.70%	\$ 1,008.35	\$ 201.67	\$ 80.67	242.00	1,290.69	
2008	82,523	2.30%	6.08%	\$ 1,031.54	\$ 206.31	\$ 82.52	247.57	1,320.37	
2009	73,290	-11.19%	-5.78%	\$ 916.13	\$ 183.23	\$ 73.29	219.87	1,172.64	
2010	73,070	-0.30%	-6.07%	\$ 913.38	\$ 182.68	\$ 73.07	219.21	1,169.12	
2011	72,370	-0.96%	-6.97%	\$ 904.63	\$ 180.93	\$ 72.37	217.11	1,157.92	
2012	74,323	2.70%	-4.46%	\$ 929.04	\$ 185.81	\$ 74.32	222.97	1,189.17	
2013	72,240	-2.80%	-7.13%	\$ 903.00	\$ 180.60	\$ 72.24	216.72	1,155.84	
2014	62,400	-13.62%	-19.78%	\$ 780.00	\$ 156.00	\$ 62.40	187.20	998.40	\$ 180,000
2015	63,700	2.08%	-18.11%	\$ 796.25	\$ 159.25	\$ 63.70	191.10	1,019.20	
2016	62,600	-1.73%	-19.53%	\$ 782.50	\$ 156.50	\$ 62.60	187.80	1,001.60	
2017	63,163	0.90%	-18.80%	\$ 789.54	\$ 157.91	\$ 63.16	189.49	1,200.10	

2017 "Total City Taxes Levied" assumes approval of 3 mill sinking fund



Property Tax Revenue Trends									
Tax Year	Taxable Value	% Change from prior year	% Change from 2006	Gen Oper - 12.5 mills	Streets - 2.5 mills	Library - 1 mill	Sinking Fund / Debt Service - up to 3 mills	Total City Taxes Levied	Sales
2006	104,860	n/a	n/a	\$ 1,310.75	\$ 262.15	\$ 104.86	314.58	1,677.76	
2007	108,739	3.70%	3.70%	\$ 1,359.24	\$ 271.85	\$ 108.74	326.22	1,739.82	
2008	111,239	2.30%	6.08%	\$ 1,390.49	\$ 278.10	\$ 111.24	333.72	1,779.82	\$ 199,000
2009	98,700	-11.27%	-5.87%	\$ 1,233.75	\$ 246.75	\$ 98.70	296.10	1,579.20	
2010	98,403	-0.30%	-6.16%	\$ 1,230.04	\$ 246.01	\$ 98.40	295.21	1,574.45	
2011	97,370	-1.05%	-7.14%	\$ 1,217.13	\$ 243.43	\$ 97.37	292.11	1,557.92	
2012	99,998	2.70%	-4.64%	\$ 1,249.98	\$ 250.00	\$ 100.00	299.99	1,599.97	
2013	101,010	1.01%	-3.67%	\$ 1,262.63	\$ 252.53	\$ 101.01	303.03	1,616.16	
2014	86,700	-14.17%	-17.32%	\$ 1,083.75	\$ 216.75	\$ 86.70	260.10	1,387.20	
2015	69,200	-20.18%	-34.01%	\$ 865.00	\$ 173.00	\$ 69.20	207.60	1,107.20	
2016	68,100	-1.59%	-35.06%	\$ 851.25	\$ 170.25	\$ 68.10	204.30	1,089.60	
2017	68,712	0.90%	-34.47%	\$ 858.90	\$ 171.78	\$ 68.71	206.14	1,305.53	

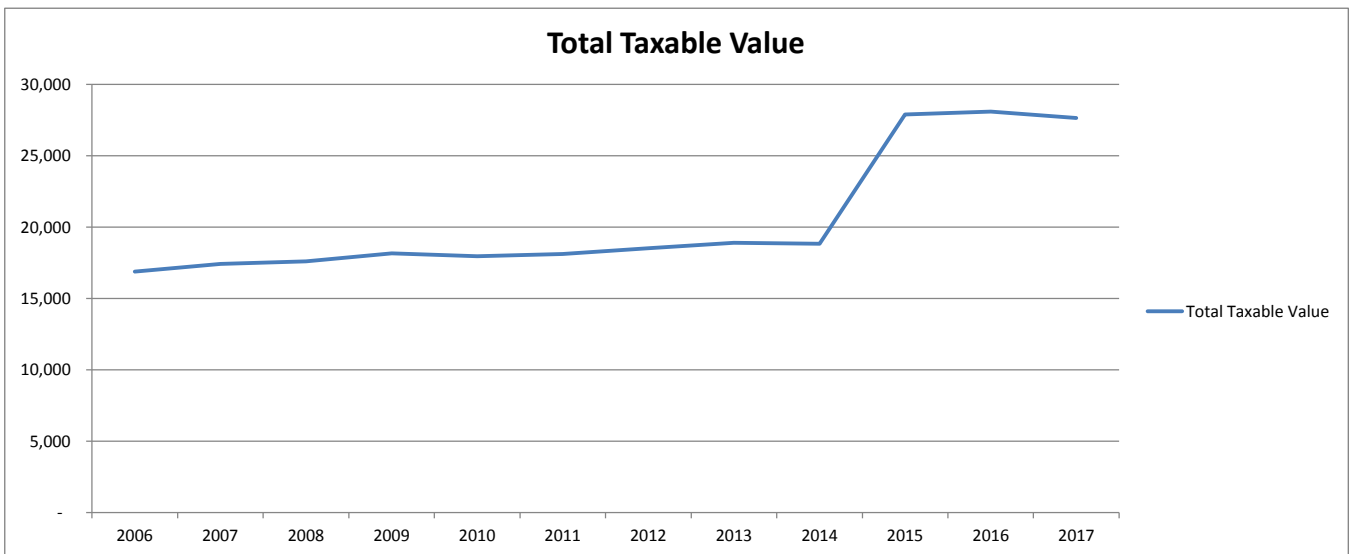
2017 "Total City Taxes Levied" assumes approval of 3 mill sinking fund





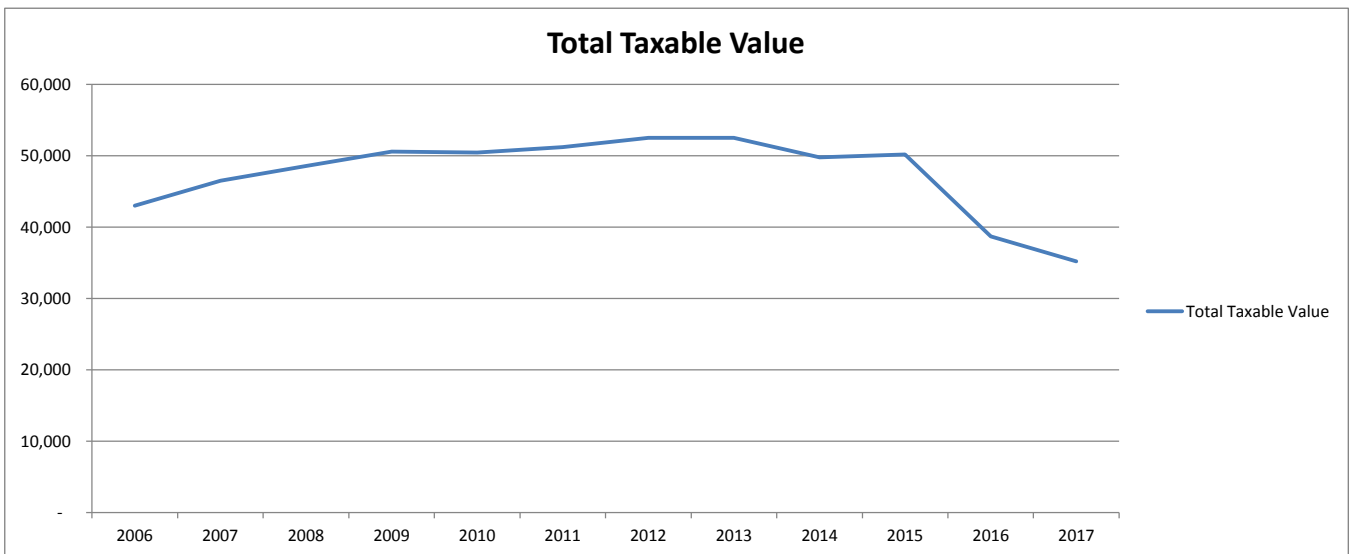
Property Tax Revenue Trends											
Tax Year	Real Taxable Value	Personal Taxable Value	Total Taxable Value	% Change from prior year	% Change from 2006	Gen Oper - 12.5 mills	Streets - 2.5 mills	Library - 1 mill	Sinking Fund / Debt Service - up to 3 mills	Total City Taxes Levied	Sales
2006	15,705	1,188	16,893	n/a	n/a	\$ 211.16	\$ 42.23	\$ 16.89	50.68	270.29	
2007	16,286	1,135	17,421	3.13%	3.13%	\$ 217.76	\$ 43.55	\$ 17.42	52.26	278.74	
2008	16,660	958	17,618	1.13%	4.29%	\$ 220.23	\$ 44.05	\$ 17.62	52.85	281.89	
2009	17,393	770	18,163	3.09%	7.52%	\$ 227.04	\$ 45.41	\$ 18.16	54.49	290.61	
2010	17,340	620	17,960	-1.12%	6.32%	\$ 224.50	\$ 44.90	\$ 17.96	53.88	287.36	
2011	17,634	500	18,134	0.97%	7.35%	\$ 226.68	\$ 45.34	\$ 18.13	54.40	290.14	
2012	18,110	420	18,530	2.18%	9.69%	\$ 231.63	\$ 46.33	\$ 18.53	55.59	296.48	
2013	18,544	360	18,904	2.02%	11.90%	\$ 236.30	\$ 47.26	\$ 18.90	56.71	302.46	
2014	18,840	-	18,840	-0.34%	11.53%	\$ 235.50	\$ 47.10	\$ 18.84	56.52	301.44	\$ 59,750
2015	27,900	-	27,900	48.09%	65.16%	\$ 348.75	\$ 69.75	\$ 27.90	83.70	446.40	
2016	27,400	700	28,100	0.72%	66.34%	\$ 351.25	\$ 70.25	\$ 28.10	84.30	449.60	
2017	27,646	-	27,646	-1.62%	63.65%	\$ 345.58	\$ 69.12	\$ 27.65	82.94	525.27	

2017 "Total City Taxes Levied" assumes approval of 3 mill sinking fund



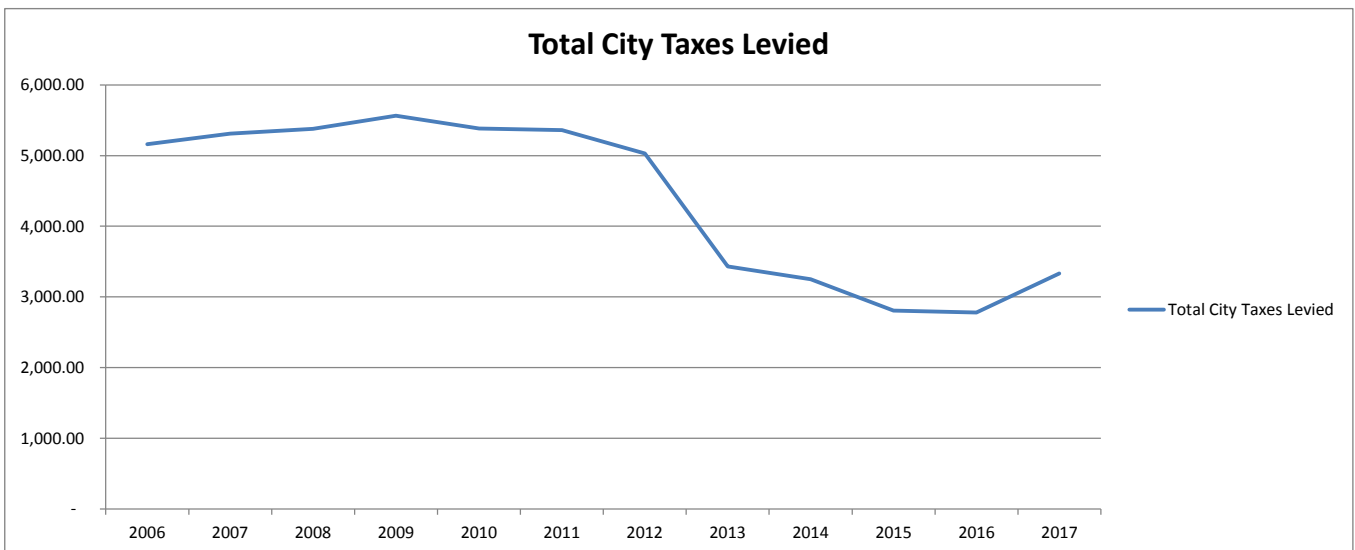
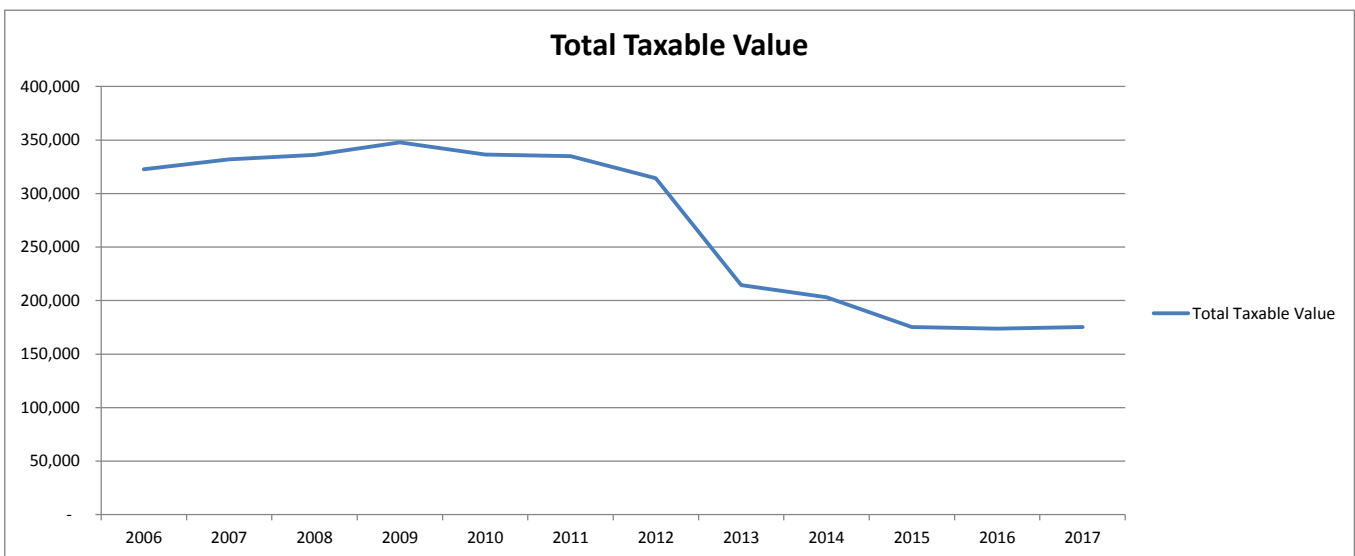
Property Tax Revenue Trends											
Tax Year	Real Taxable Value	Personal Taxable Value	Total Taxable Value	% Change from prior year	% Change from 2006	Gen Oper - 12.5 mills	Streets - 2.5 mills	Library - 1 mill	Sinking Fund / Debt Service - up to 3 mills	Total City Taxes Levied	Sales
2006	42,518	492	43,010	n/a	n/a	\$ 537.63	\$ 107.53	\$ 43.01	129.03	688.16	
2007	44,091	2,436	46,527	8.18%	8.18%	\$ 581.59	\$ 116.32	\$ 46.53	139.58	744.43	
2008	45,105	3,500	48,605	4.47%	13.01%	\$ 607.56	\$ 121.51	\$ 48.61	145.82	777.68	
2009	47,089	3,500	50,589	4.08%	17.62%	\$ 632.36	\$ 126.47	\$ 50.59	151.77	809.42	
2010	46,947	3,500	50,447	-0.28%	17.29%	\$ 630.59	\$ 126.12	\$ 50.45	151.34	807.15	
2011	47,745	3,500	51,245	1.58%	19.15%	\$ 640.56	\$ 128.11	\$ 51.25	153.74	819.92	
2012	49,034	3,500	52,534	2.52%	22.14%	\$ 656.68	\$ 131.34	\$ 52.53	157.60	840.54	
2013	49,010	3,500	52,510	-0.05%	22.09%	\$ 656.38	\$ 131.28	\$ 52.51	157.53	840.16	
2014	49,794	-	49,794	-5.17%	15.77%	\$ 622.43	\$ 124.49	\$ 49.79	149.38	796.70	
2015	50,200	-	50,200	0.82%	16.72%	\$ 627.50	\$ 125.50	\$ 50.20	150.60	803.20	
2016	38,700	-	38,700	-22.91%	-10.02%	\$ 483.75	\$ 96.75	\$ 38.70	116.10	619.20	
2017	35,200	-	35,200	-9.04%	-18.16%	\$ 440.00	\$ 88.00	\$ 35.20	105.60	668.80	

2017 "Total City Taxes Levied" assumes approval of 3 mill sinking fund



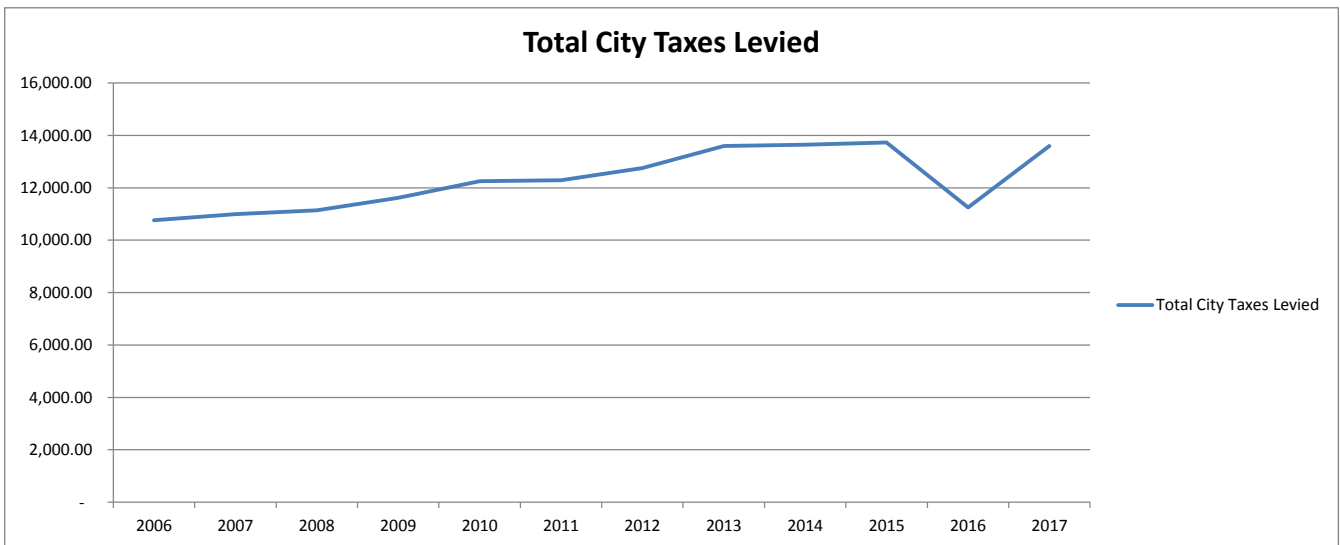
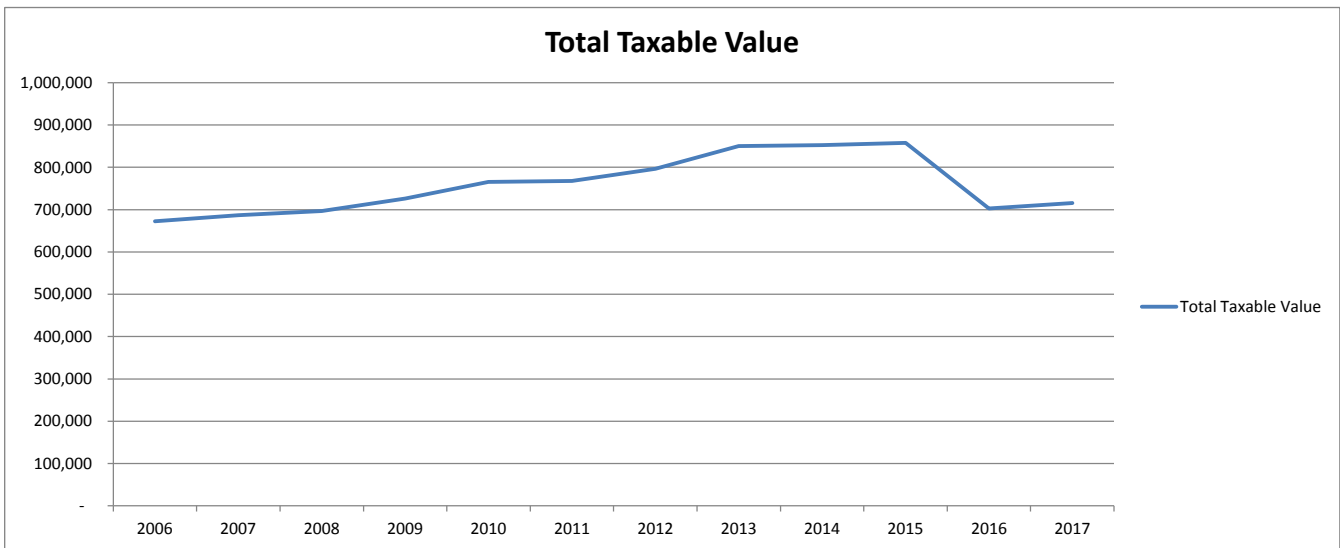
Property Tax Revenue Trends											
Tax Year	Real Taxable Value	Personal Taxable Value	Total Taxable Value	% Change from prior year	% Change from 2006	Gen Oper - 12.5 mills	Streets - 2.5 mills	Library - 1 mill	Sinking Fund / Debt Service - up to 3 mills	Total City Taxes Levied	Sales
2006	293,035	29,605	322,640	n/a	n/a	\$ 4,033.00	\$ 806.60	\$ 322.64	967.92	5,162.24	
2007	303,877	28,068	331,945	2.88%	2.88%	\$ 4,149.31	\$ 829.86	\$ 331.95	995.84	5,311.12	
2008	310,866	25,179	336,045	1.24%	4.15%	\$ 4,200.56	\$ 840.11	\$ 336.05	1,008.14	5,376.72	
2009	324,544	23,160	347,704	3.47%	7.77%	\$ 4,346.30	\$ 869.26	\$ 347.70	1,043.11	5,563.26	
2010	316,110	20,240	336,350	-3.27%	4.25%	\$ 4,204.38	\$ 840.88	\$ 336.35	1,009.05	5,381.60	
2011	316,110	18,850	334,960	-0.41%	3.82%	\$ 4,187.00	\$ 837.40	\$ 334.96	1,004.88	5,359.36	
2012	297,980	16,420	314,400	-6.14%	-2.55%	\$ 3,930.00	\$ 786.00	\$ 314.40	943.20	5,030.40	
2013	200,000	14,520	214,520	-31.77%	-33.51%	\$ 2,681.50	\$ 536.30	\$ 214.52	643.56	3,432.32	MTT
2014	203,200	-	203,200	-5.28%	-37.02%	\$ 2,540.00	\$ 508.00	\$ 203.20	609.60	3,251.20	MTT
2015	175,400	-	175,400	-13.68%	-45.64%	\$ 2,192.50	\$ 438.50	\$ 175.40	526.20	2,806.40	
2016	173,800	-	173,800	-0.91%	-46.13%	\$ 2,172.50	\$ 434.50	\$ 173.80	521.40	2,780.80	
2017	175,364	-	175,364	0.90%	-45.65%	\$ 2,192.05	\$ 438.41	\$ 175.36	526.09	3,331.92	

2017 "Total City Taxes Levied" assumes approval of 3 mill sinking fund



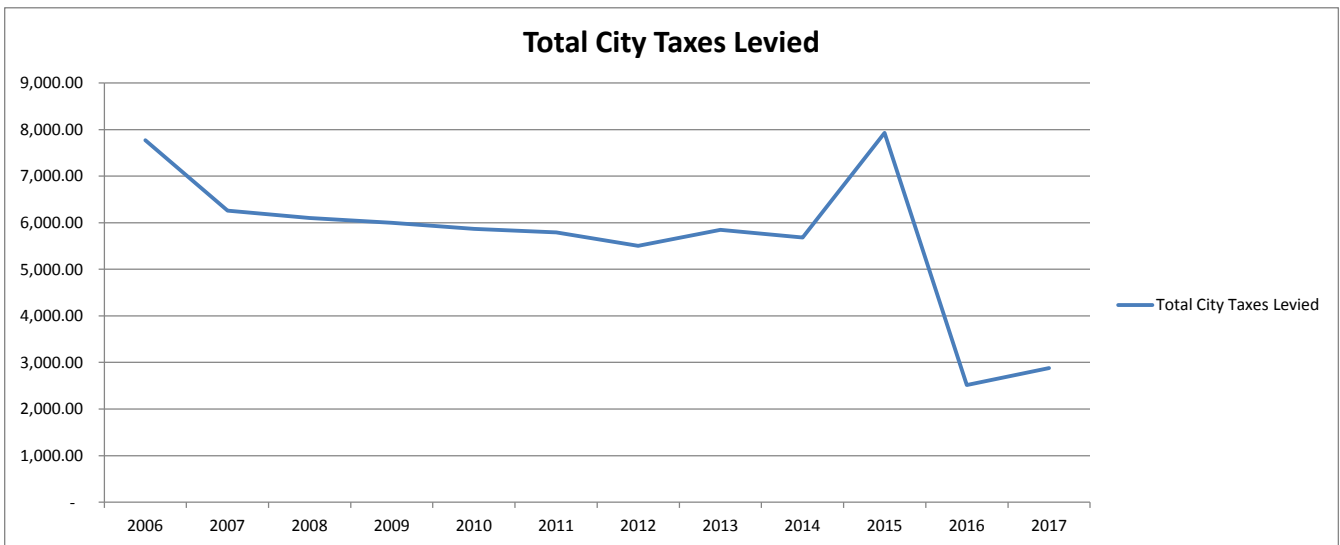
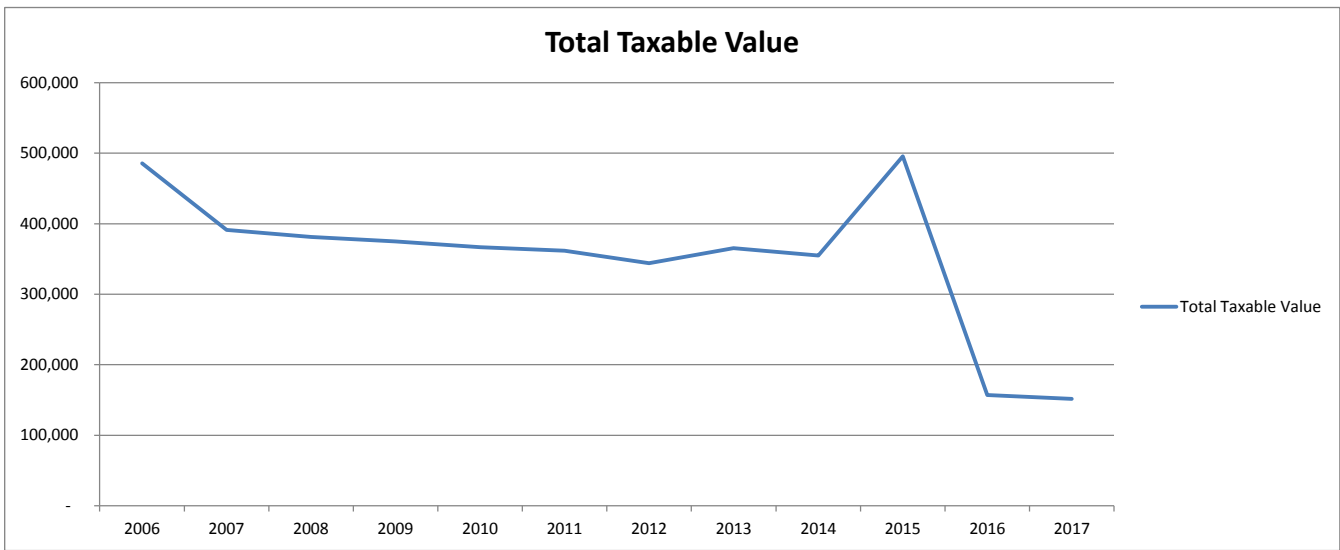
Property Tax Revenue Trends											
Tax Year	Real Taxable Value	Personal Taxable Value	Total Taxable Value	% Change from prior year	% Change from 2006	Gen Oper - 12.5 mills	Streets - 2.5 mills	Library - 1 mill	Sinking Fund / Debt Service - up to 3 mills	Total City Taxes Levied	Sales
2006	545,163	127,613	672,776	n/a	n/a	\$ 8,409.70	\$ 1,681.94	\$ 672.78	2,018.33	10,764.42	
2007	565,334	121,810	687,144	2.14%	2.14%	\$ 8,589.30	\$ 1,717.86	\$ 687.14	2,061.43	10,994.30	
2008	578,336	117,994	696,330	1.34%	3.50%	\$ 8,704.13	\$ 1,740.83	\$ 696.33	2,088.99	11,141.28	
2009	603,782	122,480	726,262	4.30%	7.95%	\$ 9,078.28	\$ 1,815.66	\$ 726.26	2,178.79	11,620.19	
2010	646,780	118,720	765,500	5.40%	13.78%	\$ 9,568.75	\$ 1,913.75	\$ 765.50	2,296.50	12,248.00	
2011	657,775	110,000	767,775	0.30%	14.12%	\$ 9,597.19	\$ 1,919.44	\$ 767.78	2,303.33	12,284.40	
2012	675,534	121,070	796,604	3.75%	18.41%	\$ 9,957.55	\$ 1,991.51	\$ 796.60	2,389.81	12,745.66	
2013	691,746	158,220	849,966	6.70%	26.34%	\$ 10,624.58	\$ 2,124.92	\$ 849.97	2,549.90	13,599.46	
2014	702,813	149,700	852,513	0.30%	26.72%	\$ 10,656.41	\$ 2,131.28	\$ 852.51	2,557.54	13,640.21	
2015	699,600	158,200	857,800	0.62%	27.50%	\$ 10,722.50	\$ 2,144.50	\$ 857.80	2,573.40	13,724.80	
2016	558,400	144,400	702,800	-18.07%	4.46%	\$ 8,785.00	\$ 1,757.00	\$ 702.80	2,108.40	11,244.80	
2017	563,425	151,900	715,325	1.78%	6.32%	\$ 8,941.56	\$ 1,788.31	\$ 715.33	2,145.98	13,591.18	

2017 "Total City Taxes Levied" assumes approval of 3 mill sinking fund



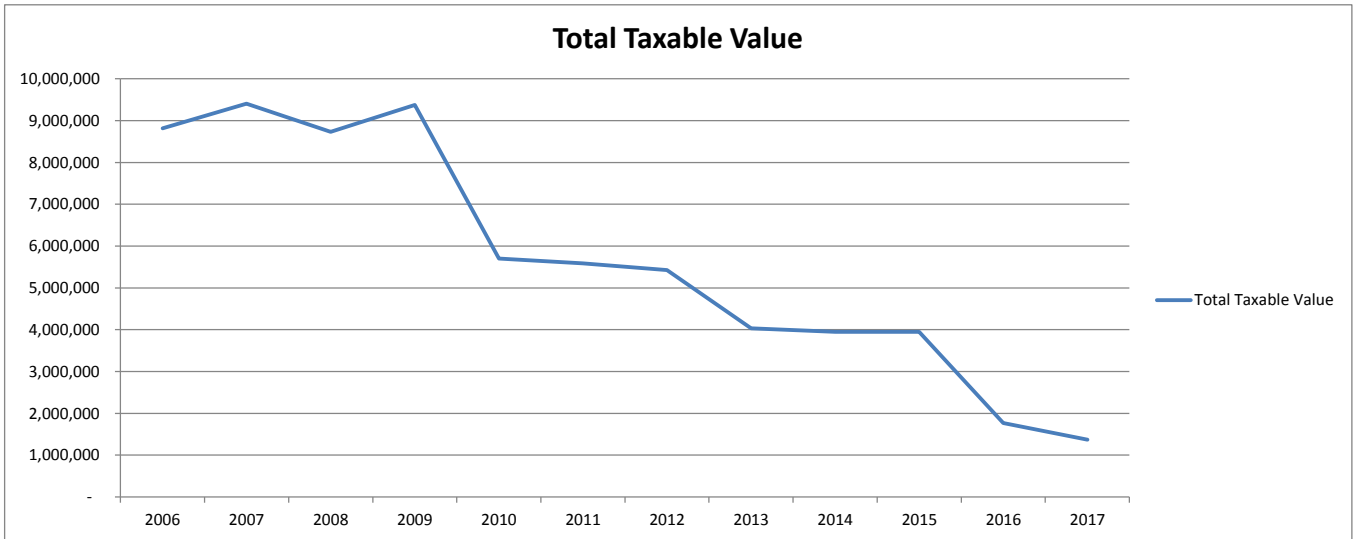
Property Tax Revenue Trends											
Tax Year	Real Taxable Value	Personal Taxable Value	Total Taxable Value	% Change from prior year	% Change from 2006	Gen Oper - 12.5 mills	Streets - 2.5 mills	Library - 1 mill	Sinking Fund / Debt Service - up to 3 mills	Total City Taxes Levied	Sales
2006	135,867	349,739	485,606	n/a	n/a	\$ 6,070.08	\$ 1,214.02	\$ 485.61	1,456.82	7,769.70	
2007	140,894	250,489	391,383	-19.40%	-19.40%	\$ 4,892.29	\$ 978.46	\$ 391.38	1,174.15	6,262.13	
2008	144,134	237,233	381,367	-2.56%	-21.47%	\$ 4,767.09	\$ 953.42	\$ 381.37	1,144.10	6,101.87	
2009	150,475	224,380	374,855	-1.71%	-22.81%	\$ 4,685.69	\$ 937.14	\$ 374.86	1,124.57	5,997.68	
2010	148,410	218,500	366,910	-2.12%	-24.44%	\$ 4,586.38	\$ 917.28	\$ 366.91	1,100.73	5,870.56	
2011	148,410	213,380	361,790	-1.40%	-25.50%	\$ 4,522.38	\$ 904.48	\$ 361.79	1,085.37	5,788.64	
2012	140,320	203,820	344,140	-4.88%	-29.13%	\$ 4,301.75	\$ 860.35	\$ 344.14	1,032.42	5,506.24	
2013	143,687	221,660	365,347	6.16%	-24.76%	\$ 4,566.84	\$ 913.37	\$ 365.35	1,096.04	5,845.55	
2014	135,100	219,900	355,000	-2.83%	-26.90%	\$ 4,437.50	\$ 887.50	\$ 355.00	1,065.00	5,680.00	
2015	137,261	358,300	495,561	39.59%	2.05%	\$ 6,194.51	\$ 1,238.90	\$ 495.56	1,486.68	7,928.98	
2016	137,672	19,400	157,072	-68.30%	-67.65%	\$ 1,963.40	\$ 392.68	\$ 157.07	471.22	2,513.15	
2017	134,000	17,600	151,600	-3.48%	-68.78%	\$ 1,895.00	\$ 379.00	\$ 151.60	454.80	2,880.40	

2017 "Total City Taxes Levied" assumes approval of 3 mill sinking fund



Property Tax Revenue Trends											
Tax Year	Real Taxable Value	Personal Taxable Value	Total Taxable Value	% Change from prior year	% Change from 2006	Gen Oper - 12.5 mills	Streets - 2.5 mills	Library - 1 mill	Sinking Fund / Debt Service - up to 3 mills	Total City Taxes Levied	Sales
2006	1,371,301	7,447,204	8,818,505	n/a	n/a	\$ 110,231.31	\$ 22,046.26	\$ 8,818.51	26,455.52	141,096.08	
2007	1,422,039	7,981,150	9,403,189	6.63%	6.63%	\$ 117,539.86	\$ 23,507.97	\$ 9,403.19	28,209.57	150,451.02	
2008	1,454,745	7,275,970	8,730,715	-7.15%	-1.00%	\$ 109,133.94	\$ 21,826.79	\$ 8,730.72	26,192.15	139,691.44	
2009	1,821,590	7,550,570	9,372,160	7.35%	6.28%	\$ 117,152.00	\$ 23,430.40	\$ 9,372.16	28,116.48	149,954.56	
2010	1,602,180	4,103,110	5,705,290	-39.13%	-35.30%	\$ 71,316.13	\$ 14,263.23	\$ 5,705.29	17,115.87	91,284.64	
2011	1,590,060	4,000,760	5,590,820	-2.01%	-36.60%	\$ 69,885.25	\$ 13,977.05	\$ 5,590.82	16,772.46	89,453.12	
2012	1,482,730	3,941,910	5,424,640	-2.97%	-38.49%	\$ 67,808.00	\$ 13,561.60	\$ 5,424.64	16,273.92	86,794.24	
2013	1,429,190	2,606,160	4,035,350	-25.61%	-54.24%	\$ 50,441.88	\$ 10,088.38	\$ 4,035.35	12,106.05	64,565.60	
2014	1,317,600	2,630,100	3,947,700	-2.17%	-55.23%	\$ 49,346.25	\$ 9,869.25	\$ 3,947.70	11,843.10	63,163.20	
2015	1,338,681	2,608,500	3,947,181	-0.01%	-55.24%	\$ 49,339.76	\$ 9,867.95	\$ 3,947.18	11,841.54	63,154.90	
2016	1,303,600	464,000	1,767,600	-55.22%	-79.96%	\$ 22,095.00	\$ 4,419.00	\$ 1,767.60	5,302.80	28,281.60	
2017	1,211,300	160,800	1,372,100	-22.37%	-84.44%	\$ 17,151.25	\$ 3,430.25	\$ 1,372.10	4,116.30	26,069.90	

2017 "Total City Taxes Levied" assumes approval of 3 mill sinking fund





# City of Hillsdale Agenda Item Summary

**MEETING DATE:** June 5, 2017  
**AGENDA ITEM B:** Unfinished Business  
**SUBJECT:** Resolution 3311: Millage Levy for FY2018

**BACKGROUND PROVIDED BY: City Manager, David Mackie**

The below link is to a M-Live article that allows one to look up 2016/17 millage rates statewide. The site compares Hillsdale's millage rate to other comparable cities regionally. The data demonstrates that Hillsdale's current millage rate is the lowest of all ten communities and will continue to be the lowest even if a three mill sinking fund is added on to the rate.

	Homestead Millage	Non-Homestead Millage
Hillsdale	35.4	53.4
Jonesville	43.2	60.9
Three Rivers	44.2	62.1
Sturgis	41.4	59.4
Coldwater	41.2	59.2
Jackson	45.1	62.6
Marshall	51.6	69.6
Albion	49.1	67.1
Tecumseh	44.3	62.3
Adrian	43.3	61.3

[http://www.mlive.com/news/index.ssf/2017/04/compare\\_property\\_tax\\_rates\\_in.html](http://www.mlive.com/news/index.ssf/2017/04/compare_property_tax_rates_in.html)

**RECOMMENDATION**

For information only.



# City of Hillsdale Agenda Item Summary

**Meeting Date:** June 5, 2017

**Agenda Item A:** New Business

**SUBJECT:** City Manager Evaluation and Raise Recommendation

**BACKGROUND PROVIDED BY: Councilman Tim Dixon, O&G Chairman**

The City Council has the responsibility to evaluate the City Manager's performance. Mayor Sessions circulated evaluation forms to both the City Council and department heads to complete on the City Manager's performance earlier in the year. Upon receiving the evaluations back they were compiled and summarized by Mayor Sessions with his recommendation.

On May 22<sup>nd</sup> the O&G Committee met to review the results of the City Manager's evaluation and recommendation made by Mayor Sessions. After Committee discussion, it was motioned and approved that the evaluation and raise recommendation be forwarded to the full City Council for approval.

**RECOMMENDATION**

O&G Committee recommends that City Council approve the City Manager's evaluation and raise recommendation as presented.





# CITY OF HILLSDALE

97 NORTH BROAD STREET  
HILLSDALE, MICHIGAN 49242-1695

(517) 437-6443 • FAX: (517) 437-6450

May 07, 2017

Operations & Governance Committee

Chairman Dixon:

The City Council has the responsibility to evaluate the City Manager's performance for the past year. I received and reviewed the Council's evaluation forms with the exception of Councilmen Bell, Stockford, and Watkins. The department heads' working relationships are a vital component so they were also requested to evaluate the City Manager. I received seven responses from the staff of ten.

The Council's evaluation consisted of ten questions with a rating process of one to five, with five the highest rating. After review and tabulation, City Manager Mackie received a 4.74 overall average. It is interesting to note the Department Heads' evaluation results. They did not have a rating system but it consisted of three categories: Communication – Interpersonal – Leadership/Motivation. In the Communication category, all seven indicated "Is able to communicate in a crisp, clear and articulate manner"; "Is straightforward in communicating with you"; "Works well with coworkers." On the Interpersonal category, seven indicated "Works toward 'win-win' outcomes"; "Is trustworthy"; "Displays appropriate self-control"; Is friendly and easy to approach"; "Addresses conflict appropriately; is "Tactful and honest; and "Works toward Win-Win outcomes". The Leadership/Motivation category resulted in seven on the following areas: "Receptive to suggestion for changing and improving the way work is accomplished"; "Encourage team members to work together"; "Backs others in tough situations when they need it"; and "Is fair in his or her dealings with people."

Over the last year the City Manager has been instrumental in navigating changes in the Board of Public Utilities. He has restructured the BPU and combined the financial responsibility with the Finance Director reducing a full time position. Additionally, staffing changes within the City Hall have been made in an effort to combine services. These progressive changes have moved the City forward in a positive direction.

Some of his other accomplishments include:


- 1) Secured TIFA's purchase of the Keefer House and Dawn Theater.
- 2) Sale of the Hillsdale Tool Building to a business renovating the building and creating 9 new jobs.
- 3) \$20 million and 50 jobs with the expansion of Paragon in the Hillsdale Industrial Park.
- 4) Developed the Municipal Street Fund with revenue of \$965,000 specifically earmarked for major street reconstruction projects.
- 5) \$35,000 grant for the demolition of 3 houses.
- 6) \$35,000 transportation management grant in conjunction with Key Opportunities.
- 7) \$40,000 in grants for a police vehicle and fire department jaws of life.

- 8) \$919,000 in grants to prepare engineered apron plans, construct a new apron and replace the AWOS weather system at the Hillsdale Municipal Airport.
- 9) Up to \$1,300,000 in grant funding to restore the Dawn Theater, and increase the City's social media followers to over 1400 on Facebook.

In conclusion, recognizing Mr. Mackie's very high performance evaluation rating, his leadership skills, his accomplishments, his progressive ability to take the City of Hillsdale in a new positive direction, I recommend Mr. Mackie receive a 5% increase of salary.

I ask for your approval and recommendation to the City Council.

Thank you,



Scott M. Sessions  
Mayor of the City of Hillsdale



# City of Hillsdale Agenda Item Summary

**Meeting Date:** June 5, 2017

**Agenda Item X:** New Business

**SUBJECT:** Lot division approval request – Lots 18 & 19, Ferris Addition – Parcel boundary adjustment taking property from 74 East Sharp Street to be added to 76 East Sharp Street

**BACKGROUND PROVIDED BY STAFF (Kimberly A Thomas, Assessor & Alan Beeker, Planning and Zoning Administrator)**

The City of Hillsdale Land Division Ordinance, Hillsdale Municipal Code, Chapter 18, Article II, Division 3, Sec. 18-82(a) states, “The division of a lot in a recorded plat is prohibited unless it is approved following application to the council.” The attached Land Division Application was received on May 4, 2017 and reviewed by the Assessor, Zoning Administrator and Planning Commission.

**The property in question, 74 East Sharp Street, parcel #006-426-354-11, is zoned RD-1 Residential One & Two Family and is improved with a house and outbuilding(s). The purpose of the division is allow for sale of the “old garage” at the south end of the property to be added to an adjacent property located at 76 East Sharp Street, parcel #006-426-354-12.**

Council may approve the application as presented, approve the application with conditions, or deny the application. If denied, the specific reason(s) for denial must be stated. Council action must be made by motion and vote.

**RECOMMENDATION:**

The application has been reviewed by both the Assessor and the Zoning Administrator. **Staff recommends approval of the application with the condition that the split property must be combined with an adjacent parcel as proposed.**



City of Hillsdale LAND DIVISION APPLICATION

Date Received by clerk/treasurer: 5/4/17
Application Fee \$75 - Check or Receipt #: 21970

This application shall be filed with the clerk/treasurer and shall state the reasons for the proposed division and shall include a survey (where deemed necessary) showing such proposed divisions prepared by a registered Michigan civil engineer or land surveyor, a proper legal description of the lot to be divided, and a proper legal description of each separate lot, outlot or parcel proposed shall be submitted with the application (HMC Section 18-82).

Clerk/treasurer: Forward application and all attachments to Assessing Department for review and recommendation to council.

The undersigned owner(s) of the parcel(s) of property referenced below and located within the City of Hillsdale, Hillsdale County, Michigan, hereby request(s) that the properties listed be divided in accordance with the City of Hillsdale Land Division Ordinance (Hillsdale Municipal Code Part II, Chapter 18, Division 3) and with the State of Michigan Land Division Act (Public Act 288 of 1967 as amended, Michigan Compiled Laws Section 560.101 et seq.).

APPLICANT Information:

Owner of Property: Ryan W. Tracy
Daytime Phone Number: 517 610 6229
Mailing Address: 74 E Sharp St.
City: Hillsdale State: MI Zip: 49242

PARENT Parcel Identification Number(s) as Identified on the most recent assessment roll:

- 1. 30-006- 726-354-11
2. 30-006-
3. 30-006-
4. 30-006-
5. 30-006-

Attach a copy of the most recent tax notice for each parcel or tract to be divided and copy of all deeds for same since March 31, 1997 (that being the effective date of the Michigan Land Division Act) establishing current ownership and availability of division rights. Include a survey or parcel map of the property as it existed on March 31, 1997, and any boundary lines and dimensions of each resulting parcel from any prior divisions since that date.

All outstanding taxes must be paid on all affected parcels prior to processing of this request. Certification from the Hillsdale County Treasurer may be required.

PROPOSAL:

- 1. Attach a tentative parcel map (survey preferred), including:
a. Proposed boundary lines and the dimensions of each resulting parcel for this application.

1 This form is designed to comply with Sections 18-82 and 18-83 of the City of Hillsdale Land Division Ordinance and Section 109 of the Michigan Land Division Act (formerly the subdivision control act, P.A. 288 of 1967, as amended (particularly by P.A. 591 of 1996) MCL 560.101 et seq.). Land in the City of Hillsdale shall not be divided without the prior review and approval by the City Council or their designated agent, in accordance with the City of Hillsdale Land Division Ordinance and the State of Michigan Land Division Act.



**City of Hillsdale LAND DIVISION APPLICATION**

- b. Accurate legal description for each resulting parcel proposed.
- c. The location, dimensions and nature of proposed ingress to and egress from any existing or proposed public streets.
- d. The location of any public or private street, driveway (and associated existing addresses) or utility easement(s) to be located within any resulting parcel(s).
- e. The location(s) of any existing structures or improvements (i.e. septic, well, house, garage, etc) and setback from proposed parcel lines.
- f. Intended use for each proposed parcel (commercial, single-family residential, duplex, apartments, industrial, etc. – Separate application to amend the zoning map may be required).

2. **DEVELOPMENT SITE LIMITS.** Check each item below that represents a condition that exists on the parent parcel. Indicate location on proposed parcel map.

- a. In a DNR-designated critical sand dune area? \_\_\_\_\_
- b. Riparian or littoral (river or lake front parcel)? \_\_\_\_\_
- c. Affected by a Great Lake High Erosion setback? \_\_\_\_\_
- d. A wetland? \_\_\_\_\_
- e. A beach? \_\_\_\_\_
- f. Within a flood plain? \_\_\_\_\_
- g. Slopes more than twenty five percent (a 1:4 pitch or 14 degree angle) or steeper? \_\_\_\_\_
- h. On muck soils or soils known to have severe limitation for on-site sewage systems if not served by public sewer. \_\_\_\_\_
- i. Known or suspected to have an abandoned well, underground storage tank or contaminated soils? \_\_\_\_\_

3. **FUTURE DIVISIONS:**

- a. How many divisions are remaining after processing of this application?  
\_\_\_\_\_
- b. Are any future divisions being transferred from the parent parcel to another parcel? **Circle yes or no.** (If yes, please attach completed form L-4260a "Notice to assessor of transfer of the right to make a division of land" for each child parcel to receive division rights.)

4. **Affidavit and permission for municipal, county and state officials to enter the property for inspections:**

I agree the statements above are true, and if found not to be true this application and any approval will be void. Further, I agree to comply with the conditions and regulations provided with this parent parcel division. Further, I agree to give permission for officials of the municipality, county and the State of Michigan to enter the property where this parcel division is proposed for purposes of inspection to verify that the information on the application is correct at a time mutually agreed with the applicant. Finally, I understand this is only a parcel division which conveys only certain rights under the applicable local land division ordinance, the local zoning ordinance, and the State Land Division Act (formerly the Subdivision Control Act, P.A. 288 of 1967, as amended (particularly by P.A. 591 of 1996, MCL 560.101 et. Seq.), and does not include any representation or conveyance of rights in

2 This form is designed to comply with Sections 18-82 and 18-83 of the City of Hillsdale Land Division Ordinance and Section 109 of the Michigan Land Division Act (formerly the subdivision control act, P.A. 288 of 1967, as amended (particularly by P.A. 591 of 1996) MCL 560.101 et seq.). Land in the City of Hillsdale shall not be divided without the prior review and approval by the City Council or their designated agent, in accordance with the City of Hillsdale Land Division Ordinance and the State of Michigan Land Division Act.





### City of Hillsdale LAND DIVISION APPLICATION

any other statute, building code, zoning ordinance, deed restriction or other property rights.

Finally, even if this division is approved, I understand zoning, local ordinances and State Acts change from time to time, and if changed the division made here must comply with the new requirements (apply for division approval again) unless deeds, land contracts, leases or surveys representing the approved divisions are recorded with the Register of Deeds or the division is built upon before the changes to laws are made.

Property Owner's Signature: [Handwritten Signature]  
Date: 05/22/17

All complete application packages will be acted upon within 60 days of receipt. If the application package does not conform to the City of Hillsdale Land Division Ordinance requirements and/or the State of Michigan Land Division Act, the administrator shall return the same to the applicant for completion and refilling in accordance with same.

**For Government Use - DO NOT WRITE BELOW THIS LINE**

ZONING ADMINISTRATOR COMMENTS:

Current Zoning: RD-1  
Does the request meet the minimum lot size and width requirements under the current zoning?: No

Recommendation: THE PARCEL CREATED IN THE SPLIT WOULD NEED TO BE COMBINED WITH AN ADJACENT PARCEL TO MEET CODE.

ASSESSOR'S COMMENTS: THAT IS THE INTENT OF THE SELLER & BUYER.

Platted or unplatted? Platted

If unplatted, how many splits are available? \_\_\_\_\_

Recommendation: Approve with condition that the portion split out of lot owned by Tracy must be combined with an adjacent parcel

DATE OF COUNCIL ACTION: \_\_\_\_ - \_\_\_\_ - \_\_\_\_

\_\_\_\_ Approved; Conditions, if any:  
\_\_\_\_\_  
\_\_\_\_\_

\_\_\_\_ Denied; Reasons:  
\_\_\_\_\_  
\_\_\_\_\_

Assessor/Land Division Administrator Signature and Date:

Legal Description Change #: \_\_\_\_ - \_\_\_\_ Date Processed: \_\_\_\_ - \_\_\_\_ - \_\_\_\_

Attach list showing parcel numbers, addresses and descriptions of all resulting parcels.

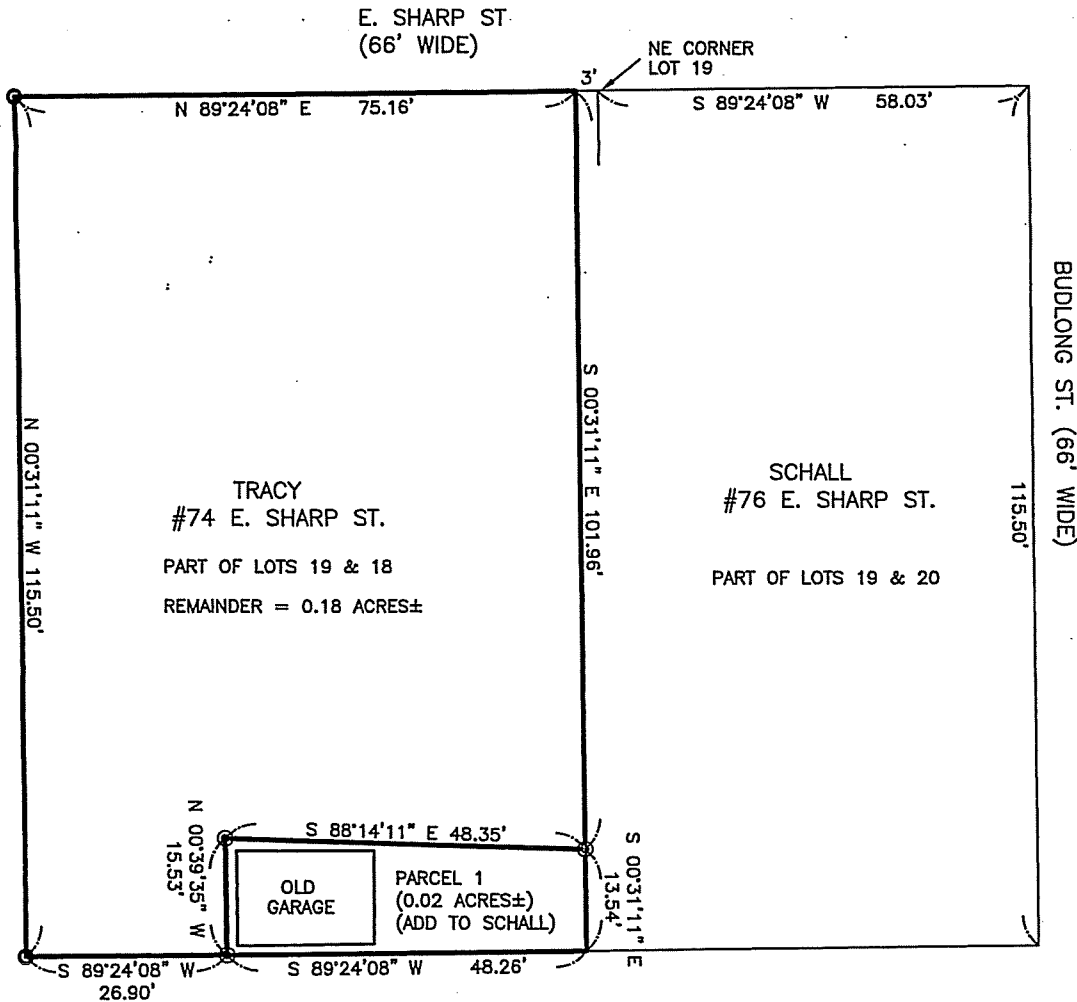
First year this change will appear on the assessment roll: \_\_\_\_\_

3 This form is designed to comply with Sections 18-82 and 18-83 of the City of Hillsdale Land Division Ordinance and Section 109 of the Michigan Land Division Act (formerly the subdivision control act, P.A. 288 of 1967, as amended (particularly by P.A. 591 of 1996) MCL 560.101 et seq.). Land in the City of Hillsdale shall not be divided without the prior review and approval by the City Council or their designated agent, in accordance with the City of Hillsdale Land Division Ordinance and the State of Michigan Land Division Act.

CERTIFIED TO:  
 ROBERT SCHALL  
 76 E. SHARP ST.  
 HILLSDALE, MI. 49242

# MAP OF SURVEY

A PARCEL OF LAND BEING A PART OF LOTS 18 & 19, FERRIS  
 ADDITION TO THE CITY OF HILLSDALE, COUNTY OF HILLSDALE,  
 STATE OF MICHIGAN.



SCHALL  
 #96 BUDLONG ST



THIS SURVEY IS A RETRACEMENT OF A  
 1979 SURVEY BY RINGENBERG  
 ENGINEERING. THE BEARINGS USED  
 HEREON ARE BASED ON THAT SURVEY.

- = FOUND REBAR #15103
- = SET REBAR #47961

*Michael J. Lodzinski*  
 Michael J. Lodzinski, P.S. #47961  
 I HEREBY CERTIFY THAT I HAVE SURVEYED  
 THE PARCEL OF LAND AS ABOVE SHOWN  
 OR DESCRIBED DURING MARCH 2017 AND  
 THAT THE RATIO OF CLOSURE ON THE  
 UNADJUSTED FIELD OBSERVATIONS WAS  
 1:5,000 OR BETTER. NO TITLE REPORT  
 WAS FURNISHED TO THE SURVEYOR.

Job No.: 17s01008  
 Drawn by: MJL  
 Checked by: MJL  
 Date: 03/10/17  
 Scale: 1" = 20'  
 Page: 1 of 2

**LODZINSKI & ASSOCIATES, LLC**  
 P.O. BOX 129  
 SOMERSET CENTER, MI 49282  
 Phone: (517) 320-1087  
 E-Mail: Lodzinski@comcast.net

CERTIFIED TO:  
ROBERT SCHALL  
76 E. SHARP ST.  
HILLSDALE, MI. 49242

## MAP OF SURVEY

A PARCEL OF LAND BEING A PART OF LOTS 18 & 19, FERRIS  
ADDITION TO THE CITY OF HILLSDALE, COUNTY OF HILLSDALE,  
STATE OF MICHIGAN.

### PARCEL 1 LEGAL DESCRIPTION (SCHALL):

A PARCEL OF LAND BEING A PART OF LOT 19, FERRIS ADDITION TO THE CITY OF HILLSDALE, ACCORDING TO THE RECORDED PLAT THEREOF, AS RECORDED IN LIBER 2 OF PLATS, PAGE 26, HILLSDALE COUNTY RECORDS. SAID PARCEL OF LAND BEING BOUNDED AND DESCRIBED AS FOLLOWS:

COMMENCING AT THE NORTHEAST CORNER OF SAID LOT 19; THENCE SOUTH 89°24'08" EAST, ALONG THE NORTH LINE OF SAID LOT 19, 3.00 FEET; THENCE SOUTH 00°31'11" EAST, ALONG A LINE DRAWN 3.00 FEET WEST OF AND PARALLEL WITH THE EAST LINE OF SAID LOT 19, 101.96 FEET TO THE POINT OF BEGINNING OF THIS DESCRIPTION; THENCE CONTINUING SOUTH 00°31'11" EAST 13.54 FEET; THENCE SOUTH 89°24'08" WEST, ALONG A LINE PARALLEL WITH THE NORTH LINE OF SAID LOT 19, 48.26 FEET; THENCE NORTH 00°39'35" WEST 15.53 FEET; THENCE SOUTH 88°14'11" EAST 48.35 FEET TO THE POINT OF BEGINNING.

### REMAINDER PARCEL LEGAL DESCRIPTION (TRACY):

A PARCEL OF LAND BEING A PART OF LOT 18 AND LOT 19, FERRIS ADDITION TO THE CITY OF HILLSDALE, ACCORDING TO THE RECORDED PLAT THEREOF, AS RECORDED IN LIBER 2 OF PLATS, PAGE 26, HILLSDALE COUNTY RECORDS. SAID PARCEL OF LAND BEING BOUNDED AND DESCRIBED AS FOLLOWS:

COMMENCING AT THE NORTHEAST CORNER OF SAID LOT 19; THENCE SOUTH 89°24'08" EAST, ALONG THE NORTH LINE OF SAID LOT 19, 3.00 FEET TO THE POINT OF BEGINNING OF THIS DESCRIPTION; THENCE SOUTH 00°31'11" EAST, ALONG A LINE DRAWN 3.00 FEET WEST OF AND PARALLEL WITH THE EAST LINE OF SAID LOT 19, 101.96 FEET; THENCE NORTH 88°14'11" WEST 48.35 FEET; THENCE SOUTH 00°39'35" EAST 15.53 FEET; THENCE SOUTH 89°24'08" WEST, ALONG A LINE PARALLEL WITH THE NORTH LINE OF SAID LOT 19, 26.90 FEET; THENCE NORTH 00°31'11" WEST 115.50 FEET TO THE NORTH LINE OF LOT 18; THENCE NORTH 89°24'08" EAST, ALONG SAID NORTH LINE 75.16 FEET TO THE POINT OF BEGINNING.



A handwritten signature in black ink that reads "Michael J. Lodzinski".

Michael J. Lodzinski, P.S. #47961

I HEREBY CERTIFY THAT I HAVE SURVEYED THE PARCEL OF LAND AS ABOVE SHOWN OR DESCRIBED DURING MARCH 2017 AND THAT THE RATIO OF CLOSURE ON THE UNADJUSTED FIELD OBSERVATIONS WAS 1:5,000 OR BETTER. NO TITLE REPORT WAS FURNISHED TO THE SURVEYOR.

Job No.: 17s01008  
Drawn by: MJL  
Checked by: MJL  
Date: 03/10/17  
Scale: 1" = 20'  
Page: 2 of 2

### **LODZINSKI & ASSOCIATES, LLC**

P.O. BOX 129  
SOMERSET CENTER, MI 49282  
Phone: (517) 320-1087

E-Mail: Lodzinski@comcast.net





Legal Description Change #: 17 -  
Date Received: 5/4/2017

**REQUEST TO ASSESSOR TO COMBINE PARCELS**  
**Within the boundaries of the City of Hillsdale**

The undersigned owner of the parcels of property referenced below and located within the City of Hillsdale, Hillsdale County, Michigan, hereby requests that the properties in question be combined under one tax identification number and mapped as a single parcel. I understand that properties can only be combined if they share a common lot line, have common ownership, and cannot be combined if said combination would be in conflict with any city ordinance or state law. I also understand that, once the property is combined, prior approval may be required from the City to divide the resulting property for the purpose of sale, lease over one year, or multiple development sites pursuant to city ordinance and state law.

**All outstanding taxes must be paid on all affected parcels prior to processing of this request. Certification from the Hillsdale County Treasurer may be required.**

Parcel tax identification numbers to be combined:

- 1. 30-006- 426-354-12
- 2. 30-006- \_\_\_\_\_
- 3. 30-006- \_\_\_\_\_
- 4. 30-006- \_\_\_\_\_
- 5. 30-006- \_\_\_\_\_

Please attach legal description or survey of resulting parcel if available.

Primary Property Address: 76 E SHARP ST. HILLSDALE MI 49242

Signed: [Signature]

Owner of Property: Robert E. Schall

Mailing Address: P.O. Box 185 Hillsdale, MI 49242

Daytime Phone Number: 517-914-5344

**To be completed by Assessor:**

Date Processed: \_\_\_\_ - \_\_\_\_ - \_\_\_\_

Approved  or Disapproved  (Attach explanation if disapproved)

New parcel number: 30-006-\_\_\_\_ - \_\_\_\_ - \_\_\_\_

First year this parcel will appear on the tax roll: \_\_\_\_\_

# CITY OF HILLSDALE



Planning Commission  
97 North Broad Street  
Hillsdale, Michigan 49242-1695  
(517) 437-6449 Fax: (517) 437-6450

## PLANNING COMMISSION MINUTES

### REGULAR MEETING

CITY HALL, 97 N. BROAD ST. 2<sup>nd</sup> FLOOR

May 16, 2017 at 5:30 PM

#### **I. Call to Order 5:30 pm**

- A. Pledge of Allegiance
- B. Members present: Chair Amber Yoder, Vice Chair Samuel Nutter, Mayor Scott Sessions, Robert Schall, M.D., Laura Smith
- C. Others present: Alan Beeker (Zoning Administrator), Mary Wolfram (Economic Development), Jack McClain, Doug Ingles, Joe Galloway
- D. Members absent: Kerry Laycock (excused), Eric Moore (excused)

#### **II. Consent Items/Communications**

- A. Amend the agenda to add a discussion during the Zoning Administrator Report regarding the Council vote on the ATT Tower.
- B. Sam Nutter moved to approve the agenda as amended, Mayor Sessions seconded, motion passed.

#### **III. Public Comment**

No Public Comment

#### **IV. Old Business**

#### **V. New Business**

- A. **Region 2 Planning Commission Update** – Mr. Beeker presented an overview of the R2PC meetings in April and May.
- B. **Special Use Review for 3320 W. Carleton** – Mr. Ingles, owner of the Stadium Roller Rink would like to begin offering a Farmers Market on the weekends. The sales area would be flexible within the parking lot. The square footage of the sales area would not change. He based the area on 10% of all of the occupied buildings on the site, 3325 s.f. Laura Smith asked about the principle building which would be the Rink which would only allow for a sales area of 2250 s.f. Section 36-293 states the sales area shall not exceed 10 % of the principle structure. Ms. Smith requested that Public Safety review the plan for safety. Mr. Beeker will ask the police department to review the site for public safety. Mr. Beeker will ask Mr. Lovinger to review the “principle building” for clarification. Ms. Smith made a motion to approve the site plan pending clarification of size of area requirements and whether Mr. Ingles can combine areas in Sec. 36-293 (2)(a) to create a larger sales area along with a public safety review. Sam Nutter seconded, motion passed. A roll call vote recorded 5 yea, 0 nay, motion passed.
- C. **74 E. Sharp Parcel Split** – Dr. Schall explained that he is purchasing a small section of parcel 74 E. Sharp which contains a small structure. His plan is to split the area from 74 E. sharp and combine it with parcel 76 E. Sharp, Dr. Schall’s residence. The Zoning Administrator indicated that the new parcel would not meet the requirements for a stand-alone parcel but as long as it was combined with the adjacent lot, he would recommend approval. Ms. Smith moved to recommend the proposed parcel split

to Council, Mayor Sessions seconded. A roll call vote recorded 4 yea, 0 nay, motion passed, Dr. Schall abstained.

- D. 164 Budlong Parcel Split** – The owner of 164 Budlong St. is selling a portion of the property to the owner of 160 Budlong St. The intent is to combine the sold portion with the property located at 160 Budlong. The Zoning Administrator indicated that the new parcel would also meet the requirements of a stand-alone parcel. He recommended that the Planning Commission approve the split and recommend it to Council. Mayor Sessions moved to approve the proposed parcel split and recommend to Council, Laura Smith seconded, a roll call vote recorded 5 yea, 0 nay, motion passed..

## **VI. Zoning Administrator Report**

- A. ATT Tower Discussion** – Laura Smith wanted to discuss the process. Her concern was that there was no communication with the PC until it the site plan was submitted for final approval. She would like to know if there is an earlier time to include the PC. She doesn't feel that there was adequate communication between the City Administration and the PC. She felt that the City lost the opportunity to negotiate for the advantage to the City. She would like the City Manager to be at the Planning Commission meetings more often. The main question is, how can the PC be involved earlier in the processes? Ms. Smith remembers that in the past, minutes from Council, BPU, EDC, TIFA and other committees were included in the PC packets.

After the January meeting, Mastec contacted Mary Wolfram (Economic Development) but she was only contacted once. Ms. Wolfram and Amber Yoder had asked to be notified prior to the Council hearing. The PC felt that there could have been another delay prior to Council's final approval. The Zoning Administrator stated that it is delicate when a developer requests confidentiality. In the future, can the PC hold a closed meeting? When can the ZA include the PC when there has been a request to keep it confidential? Dr. Schall asked which carries more weight, the Master Plan or the Ordinance. The answer is the ordinance. Laura Smith suggested that a sub-committee be formed that can meet with the ZA and the CM when a corporation asks for confidentiality. The consensus was that there were several lessons learned.

- B. Zoning 'To Do List'** – Mr. Beeker reviewed his list of zoning items that he would like to see accomplished in the near future. One of the items is getting rid of 'One Way' streets. Mr. Beeker will work with Kelly Lopresto to look into grants that might help pay for eliminating one-way streets.

## **VII. Economic Development**

Ms. Wolfram doesn't want Hillsdale to lose out from the Medical Marijuana law. PC and Council is between a rock and a hard place, they could be criticized either decision they make. Dr. Schall is concerned about legalities and Laura is concerned about losing our small town image.

## **VIII. Public Comment**

Mr. Galloway spoke to size of dwellings. PC agrees there should be a review of the dwelling size, and will look at the ordinance in the future.

Mr. McClain spoke to the review processes. He feels that the PC is not doing their due diligence. He also has issue that the parking violations are not being enforced.

- IX. Adjournment at 7:37 pm** – Laura Smith moved to adjourn, Mayor Sessions seconded, motion passed. Meeting adjourned.

**Next meeting: Joint meeting with Hillsdale Township June 20, 2017 at 5:30 pm.**



# City of Hillsdale, Michigan

**TO:** Mayor Session and City Council Members  
City Manager David Mackie

**FROM:** Mike Barber, BPU Director

**DATE:** May 31, 2017

**SUBJECT:** Water Tower Painting

## **BACKGROUND**

Staff has received bids for the repainting and necessary maintenance for the South Street water tower. The 750,000 gallon tower was last painted in 1997. After review by Dixon Engineering, staff and the BPU Board, a recommendation has been made to award the contract to Seven Brothers Painting, Inc. in the bid amount of \$266,400. Staff and the BPU Board also recommend a contract with Dixon Engineering in the amount of \$24,500 to provide project management and inspection services for the project.

The contract total was included in the FY2018 budget; however, approving the contract prior to the new budget year would allow the construction project to be scheduled for later in 2017 and would lock-in the project costs.

The new paint scheme will be dark green paint on the base and white paint with the word "HILLSDALE" on the bowl. The contract will also include the installation of a mixer mechanism inside the bowl to maintain water quality. The water tower will be placed out of service for approximately one month and the system will be regulated using the water tower in the Industrial Park.




# City of Hillsdale, Michigan

## BID SHEET

Project: Water Tower Painting

<b>Company</b>	<b>Base</b>
Seven Bros.	266,400.00
Fedewa	308,800.00
Kountoupes Painting	317,200.00
L&T Painting	319,900.00
LC United	326,000.00
Horizon	343,700.00
Classic Painting	353,269.00
<b><i>Date: 4-13-2017 @ 2:00 p.m.</i></b>	



# DIXON

ENGINEERING AND  
INSPECTION SERVICES  
FOR THE COATING INDUSTRY

1104 Third Avenue  
Lake Odessa, MI 48849  
Telephone 1-616-374/3221  
Fax 1-616-374/7116

April 14, 2017

Mr. Bill Briggs, Water Superintendent  
Hillsdale Board of Public Utilities  
45 Monroe St.  
Hillsdale, MI 49242

Subject: 750,000 Gallon Elevated Tank Repainting - Recommendation for Award

Dear Bill:

Dixon Engineering has reviewed the bids submitted for repainting and repairs to the BPU's 750,000 gallon elevated tank, and recommends award to the low bidder, Seven Brothers Painting, Inc., of Shelby Township, Michigan, for the bid amount of \$266,400. This includes all line items. The project estimate from our 2012 inspection report was \$259,000. Adjusted for inflation and the current bidding climate, our estimate for 2017 is \$300,000. Bidding was competitive with 7 bids received.

Seven Brothers is a prequalified contractor with Dixon for this scope of work and has completed similar projects in Muskegon, Marshall, Gaylord, Niles, Dowagiac, Sparta, and Wyoming.

Enclosed for your review and action are three copies of the Notice of Award. After Board approval, please sign and forward all three copies to the contractor for signature. Instruct the contractor to return one copy to you, forward a copy to our office, and retain a copy for his files. Also, please notify the contractor that he is to forward to our office the required bonds and certificate(s) of insurance for inclusion in the contract documents.

Also enclosed is our proposal to provide project administration and field inspection services for the project.

If you have any questions regarding our recommendation, please contact me at (616) 374-3221, Ext. 303.

FOR DIXON ENGINEERING, INC.,

Ira M. Gabin, P.E.  
Vice President

Members: Steel Structures Painting Council  
American Water Works Association  
Consulting Engineers Council

*[Faint, illegible text at the bottom of the page]*



# City of Hillsdale Agenda Item Summary

**MEETING DATE:** June 5, 2017

**AGENDA ITEM:** Miscellaneous Reports

**SUBJECT:** Draft Cellular Tower Ordinance – Discussion

## **BACKGROUND**

Prior to the May 15, 2017 Council Meeting, Council Member Watkins submitted a draft telecommunications tower ordinance for review and comment. Attached is Council Member Watkins' proposed ordinance, as well as model ordinance from [www.scenic.org](http://www.scenic.org) for your reference.

Upon Council recommendation, City Attorney Lovinger will prepare legislation for consideration at the June 19<sup>th</sup> meeting.

### **Section 101.1. Statement of purpose and findings:**

The City Council of the City of Hillsdale, Michigan, hereby declares that the purposes of this section are to:

- A.** establish standards for the siting of telecommunications towers and antennas;
- B.** encourage the use of existing structures as an alternative to new tower construction;
- C.** encourage the joint use of towers;
- D.** encourage the design and construction of towers and antennae which minimize adverse visual impacts;
- E.** ensure compliance of all telecommunications facilities with current federal, state, and local regulations;
- F.** facilitate the provision of wireless telecommunications services; and
- G.** prevent harm to the health, welfare, and visual environment of the City of Hillsdale and its citizens.

### **Section 101.2. Requirements for facility permit submissions**

In addition to any other materials required for a standard permit under this section or any other ordinance of the City of Hillsdale, all applicants for permits to construct a telecommunications tower or antenna shall submit visual impact demonstrations using photo simulations of the proposed facility as it would be seen from residential areas, public rights of way, and public parks and other sites as deemed appropriate by the Planning Commission.

### **Section 101.3. Location of facilities on or near historic structures, historic districts, and scenic corridors**

Towers and antennae may be approved on or near historic structures and districts and designated scenic corridors by special exception and only if so concealed as to be substantially invisible. The views of, and vistas from, such structures, districts, and corridors shall not be impaired or diminished by the placement of telecommunications towers and antennae.

### **Section 101.4. Height Restrictions**

- A.** No new telecommunications facility shall exceed 100 feet in height. However, in the event of dense vegetation or other substantial obstacles to signal propagation, facilities can extend to a height of no more than 20 percent above the average tree canopy height within 1,000 feet of the proposed facility.
- B.** Telecommunications overall increase in height of the structure of no more than ten percent of the structure's height without the facility or the maximum height allowed in the zoning district in which the structure is located, whichever is less.

### **Section 101.5. Co-location**

- A.** In all applications for construction of a new facility, the applicant must prove



by substantial evidence that a bona fide need exists for the facility and that no reasonable combination of locations, techniques, or technologies will obviate the need. The applicant must further prove that it has made all reasonable efforts to procure antenna space on existing facilities and that the cost of co-location exceeds the cost of a new facility by at least fifty percent.

**B.** Prior to the issuance of a permit for a new tower, the applicant shall demonstrate commitment to joint use as follows.

1. The applicant requesting the permit shall submit evidence to the city demonstrating that a genuine effort has been made to solicit additional users for the proposed new tower. Evidence of this shall include, at a minimum, copies of notices sent by registered mail, return receipt requested, to all other providers of cellular and wireless communications services within Hillsdale County and adjacent counties, advising of the intent to construct a new tower, identifying the location, inviting the joint use and sharing of costs, and requesting a written response within fifteen business days.

2. The applicant shall sign an instrument, maintained by the city, agreeing to encourage and promote the joint use of telecommunications towers within the city and, to that extent, committing that there shall be no unreasonable act or omission that would have the effect of excluding, obstructing or delaying joint use of any tower where fair and just market reasonable compensation is offered for such use.

#### **Section 101.6 Setback**

No new tower shall be constructed without a setback from the tower's base of at least 1.5 times the tower height to a public or private road and at least 2.5 times the tower height to the nearest property line.

#### **Section 101.7 Equipment shelters.**

No equipment shed for a telecommunications facility shall exceed 750 square feet in area nor 12 feet in height. All such sheds shall be screened with vegetation or other aesthetically pleasing materials. Furthermore, all such sheds shall be secured with approved fencing and a locked gate.

#### **Section 101.8 Signs**

No commercial messages nor any other signs beyond safety warnings and an identification sign of not greater than 6 square feet shall be placed on any tower or facility.

#### **Section 101.9 Electronic emissions and electromagnetic radiation**

**A.** Prior to commencing regular operation of the facility, all facility owners and operators must submit a certificate of compliance with all current Federal

Communications Commission regulations concerning electromagnetic radiation and other electronic emissions applicable to the facility.

**B.** All facility operators and owners must sign an agreement, to be maintained by the city, agreeing to bring facilities into compliance with any new federal, state, or local laws or regulations concerning electromagnetic radiation and other electronic emissions applicable to the facility within 120 days of the effective date of the regulations.

**Section 101.10 Removal of facilities**

The owner of a facility shall establish a \$10,000 cash security fund or provide the City with an irrevocable letter of credit in the same amount to secure the cost of removing an antenna, antenna array, or tower that has been abandoned. In the event of a transfer of ownership, the seller shall be responsible for notifying the buyer of this requirement and for notifying the City of the transfer.

###

## Model Ordinance *Wireless Telecommunications Tower*



[www.scenic.org](http://www.scenic.org)

This model ordinance combines the best of several ordinances that Scenic America reviewed in the process of assembling our publication *Taming Wireless Telecommunications Towers*.

This constitutes a bare-bones ordinance, rather than the sort of comprehensive policy document that should accompany every ordinance. Scenic America recommends that each community develop a thorough understanding of its communications needs and visual environment and develop a policy and ordinance to meet the former without compromising the latter.

The Federal Telecommunications Act of 1996 places some restrictions on the ability of communities to regulate wireless telecommunications facilities. Fortunately, the 1996 Act retains local control over many aspects of wireless facilities. [Section 601(c) of the Act specifically prevents the Act from any implied preemption over state or local law unless expressly so provided for in the Act.] The net effect of the Act is that communities:

- (1) cannot enact a blanket ban on all wireless facilities, but can place reasonable restrictions on facilities in certain zones or areas;
- (2) cannot unreasonably discriminate among equivalent service providers;
- (3) cannot regulate placement, construction and modification of wireless facilities on the basis of environmental effects, provided the facility complies with FCC emissions regulations. [Some courts have interpreted the Act to also preempt local regulation of health effects from wireless facilities, but the Act does not specifically preempt health issues, which are traditionally left to local control];
- (4) can exert reasonable control over tower aesthetics, including height restrictions, co-location, setbacks, and other design issues, and safety.

Federal telecommunications law also specifically preserves the rights of states to “protect the public safety and welfare, ensure the continued quality of telecommunications services, and safeguard the rights of consumers.” 47 U.S.C. § 253(b).

Readers should also note that at least two states, Connecticut and Kentucky, decide tower siting issues at the state level. Accordingly, municipalities in those states must tailor their ordinances as needed.

### Section 101.1. Statement of purpose and findings:

The City Council of the City of Our Town, West Missouri, hereby declares that the purposes of this section are to:

- A. establish standards for the siting of telecommunications towers and antennas;

- B. encourage the use of existing structures as an alternative to new tower construction;
- C. encourage the joint use of towers;
- D. encourage the design and construction of towers and antennae which minimize adverse visual impacts;
- E. ensure compliance of all telecommunications facilities with current federal, state, and local regulations;
- F. facilitate the provision of wireless telecommunications services; and
- G. prevent harm to the health, welfare, and visual environment of Our Town and its citizens.

Section 101.2. Requirements for facility permit submissions

In addition to any other materials required for a standard permit under this section or any other ordinance of the City of Ourtown, all applicants for permits to construct a telecommunications tower or antenna shall submit visual impact demonstrations using photo simulations of the proposed facility as it would be seen from residential areas, public rights of way, and public parks and other sites as deemed appropriate by the Planning Department.

Section 101.3. Location of facilities on or near historic structures, historic districts, and scenic corridors

Towers and antennae may be approved on or near historic structures and districts and designated scenic corridors by special exception and only if so concealed as to be substantially invisible. The views of, and vistas from, such structures, districts, and corridors shall not be impaired or diminished by the placement of telecommunications towers and antennae.

Section 101.4. Height Restrictions

- A. No new telecommunications facility shall exceed 100 feet in height. However, in the event of dense vegetation or other substantial obstacles to signal propagation, facilities can extend to a height of no more than 20 percent above the average tree canopy height within 1,000 feet of the proposed facility.
- B. Telecommunications facilities that simulate objects that typically occur in landscapes similar to the proposed location (except billboards, electrical transmission, or telecommunications towers) may exceed 100 feet in height if, based on the judgment of the City Planning Department, it would appear in

context on the landscape, is aesthetically acceptable, and would be a preferable alternative to an undisguised facility.

C. Telecommunications facilities located atop or within existing buildings or structures may result in an overall increase in height of the structure of no more than ten percent of the structure's height without the facility or the maximum height allowed in the zoning district in which the structure is located, whichever is less.

#### Section 101.5. Co-location

A. In all applications for construction of a new facility, the applicant must prove by substantial evidence that a bona fide need exists for the facility and that no reasonable combination of locations, techniques, or technologies will obviate the need. The applicant must further prove that it has made all reasonable efforts to procure antenna space on existing facilities and that the cost of co-location exceeds the cost of a new facility by at least fifty percent.

B. Prior to the issuance of a permit for a new tower, the applicant shall demonstrate commitment to joint use as follows.

1. The applicant requesting the permit shall submit evidence to the city demonstrating that a genuine effort has been made to solicit additional users for the proposed new tower. Evidence of this shall include, at a minimum, copies of notices sent by registered mail, return receipt requested, to all other providers of cellular and wireless communications services within Bent County and adjacent counties, advising of the intent to construct a new tower, identifying the location, inviting the joint use and sharing of costs, and requesting a written response within fifteen business days.

2. The applicant shall sign an instrument, maintained by the city, agreeing to encourage and promote the joint use of telecommunications towers within the city and, to that extent, committing that there shall be no unreasonable act or omission that would have the effect of excluding, obstructing or delaying joint use of any tower where fair and just market reasonable compensation is offered for such use.

#### Section 101.6 Setback

No new tower shall be constructed without a setback from the tower's base of at least 1.5 times the tower height to a public or private road and at least 2.5 times the tower height to the nearest property line.

#### Section 101.7 Equipment shelters.

No equipment shed for a telecommunications facility shall exceed 750 square feet in area nor 12 feet in height. All such sheds shall be screened with vegetation or other aesthetically pleasing materials. Furthermore, all such sheds shall be secured with approved fencing and a locked gate.

#### Section 101.8 Signs

No commercial messages nor any other signs beyond safety warnings and an identification sign of not greater than 6 square feet shall be placed on any tower or facility.

#### Section 101.9 Electronic emissions and electromagnetic radiation

A. Prior to commencing regular operation of the facility, all facility owners and operators must submit a certificate of compliance with all current Federal Communications Commission regulations concerning electromagnetic radiation and other electronic emissions applicable to the facility.

B. All facility operators and owners must sign an agreement, to be maintained by the city, agreeing to bring facilities into compliance with any new federal, state, or local laws or regulations concerning electromagnetic radiation and other electronic emissions applicable to the facility within 120 days of the effective date of the regulations.

#### Section 101.10 Removal of facilities

The owner of a facility shall establish a \$10,000 cash security fund or provide the City with an irrevocable letter of credit in the same amount to secure the cost of removing an antenna, antenna array, or tower that has been abandoned. In the event of a transfer of ownership, the seller shall be responsible for notifying the buyer of this requirement and for notifying the City of the transfer.

#### **Notes**

1. For more information on regulating wireless facilities, see the Scenic America publication *Taming Wireless Telecommunications Towers*, available via our web site at [www.scenic.org](http://www.scenic.org).
2. One of the best local wireless policies and ordinances is that of Albemarle County, Virginia. The entire policy is available on the county's web site at: <http://www.albemarle.org/planning/WirelessPolicy.htm>.



# City of Hillsdale Agenda Item Summary

**MEETING DATE:** June 5, 2017

**AGENDA ITEM:** Miscellaneous Reports

**SUBJECT:** Brownfield Redevelopment Authority Re-Appointments

## **BACKGROUND**

City staff recommends the following re-appointments to the Brownfield Redevelopment Authority:

1. David Loader
2. Matt Granata
3. Amanda Janes
4. Gary Wolfram
5. Mike Harner

The authority meets annually and the terms are for three (3) years. Attached is a brief synopsis from the Michigan Economic Development Commission (MEDC) and a section of the applicable state statute that details the membership requirements of the Brownfield Redevelopment Authority.

## BROWNFIELD REDEVELOPMENT AUTHORITY

Under the Brownfield Redevelopment Act PA 381 of 1996, as amended, a municipality may create a brownfield Redevelopment Authority (BRA) to develop and implement brownfield projects. A BRA is a resource that may use Tax Increment Financing (TIF) as a tool for property redevelopment.

### WHO IS ELIGIBLE TO HAVE AN AUTHORITY?

Any city, village, township or county may create a BRA. A county BRA may be involved with eligible property throughout the county, but may not include a project in their brownfield plan unless the affected municipality concurs that the site in their community may be included in the county's plan.

### HOW DOES IT WORK?

Once created, a BRA reviews proposals for the redevelopment of eligible property and determines what financial incentives are necessary to assist the redevelopment. The authority prepares a plan that identifies the brownfield projects. Each project section of the plan includes the description of the eligible property, the eligible activities, the TIF approach to be taken and other issues related to the subject parcels. The authority then recommends to the governing body of the municipality (city or village council, township board or county commission) that the decision-making body holds a public hearing regarding the plan and subsequently acts to approve with modifications or deny the plan. The authority would recommend revisions to the plan as new projects are submitted or revisions are requested on existing plan projects.

### WHAT IS THE PROCESS?

The municipality may hold informational meetings to explain the purpose, powers and benefits of a BRA. In order to create an authority, the municipality must do the following:

1. The governing body of the municipality may adopt a resolution of intent to create an authority that includes a date for holding a public hearing on the adoption of a proposed resolution creating an authority.

2. The notice of the public hearing to create a BRA must include a date, time and place of the hearing.
3. The governing body holds a public hearing.
4. Not more than 30 days after the hearing the governing body adopts a resolution creating the BRA. A copy of the resolution must be filed with the Michigan Secretary of State promptly after its adoption.
5. The governing body designates the members of the authority. The authority members may be chosen from an existing downtown development authority (DDA), local development financing authority (LDFA), tax increment financing authority (TIFA), economic development corporation (EDC) or appointed at-large by the chief executive officer of the municipality.

Subsequently, the authority can hold meetings in order to elect officers of the board, to adopt by-laws of the authority and to adopt governing rules.

### WHY WOULD A COMMUNITY WANT TO CREATE THIS AUTHORITY?

The creation of a BRA allows local decision-making in the various aspects of brownfield redevelopment. Through redevelopment, a municipality can:

- Focus development in existing service areas.
  - Enhance tax base through private development.
  - Receive multiple taxing jurisdiction participation in redevelopment financing.
  - Provide reimbursement for eligible brownfield activities.
- A BRA provides a municipality with the opportunity to create a local brownfield financing resource, enhance local economic development capacities and market difficult sites based on the private investment incentives.

### SUPPORTING STATUTE

*Public Act 381 of 1996*



**BROWNFIELD REDEVELOPMENT FINANCING ACT (EXCERPT)**  
**Act 381 of 1996**

**125.2655 Designation of board by governing body; membership; trustees; applicability of subsection (2); election of chairperson, vice-chairperson, and other officers; oath; procedural rules; meetings; special meetings; removal of member; records open to public; quorum.**

Sec. 5. (1) Each authority shall be under the supervision and control of a board chosen by the governing body. Subject to subsection (2), the governing body may by majority vote designate 1 of the following to constitute the board:

(a) The board of directors of the economic development corporation of the municipality established under the economic development corporations act, 1974 PA 338, MCL 125.1601 to 125.1636.

(b) The trustees of the board of a downtown development authority established under 1975 PA 197, MCL 125.1651 to 125.1681.

(c) The trustees of the board of a tax increment financing authority established under the tax increment finance authority act, 1980 PA 450, MCL 125.1801 to 125.1830.

(d) The trustees of the board of a local development financing authority established under the local development financing act, 1986 PA 281, MCL 125.2151 to 125.2174.

(e) Not less than 5 nor more than 9 persons appointed by the chief executive officer of the municipality subject to the approval of the governing body. Of the initial members appointed, an equal number, as near as practicable, shall be appointed for 1 year, 2 years, and 3 years. A member shall hold office until the member's successor is appointed and qualified. Thereafter, each member shall serve for a term of 3 years. An appointment to fill a vacancy shall be made by the chief executive officer of the municipality for the unexpired term only. Members of the board shall serve without compensation, but shall be reimbursed for reasonable actual and necessary expenses.

(2) The governing body of a municipality in which a board described in subsection (1)(b), (c), or (d) has been established shall designate the trustees of 1 of those boards to constitute the board. This subsection shall only apply in the event a board described in subsection (1)(b), (c), or (d) is authorized under subsection (1) to serve as the board of the authority.

(3) The members shall elect 1 of their membership as chairperson and another as vice-chairperson. The members may designate and elect other officers of the board as they consider necessary.

(4) Before assuming the duties of office, a member shall qualify by taking and subscribing to the oath of office provided in section 1 of article XI of the state constitution of 1963.

(5) The board shall adopt rules governing its procedure and the holding of regular meetings, subject to the approval of the governing body. Special meetings may be held when called in the manner provided in the rules of the board. Meetings of the board shall be open to the public, in accordance with the open meetings act, 1976 PA 267, MCL 15.261 to 15.275. The rules of procedure of the authority may permit a person to be appointed to the board in his or her capacity as a public official, whether appointed or elected. The rules of procedure of the authority may also provide that the member's term on the board shall expire upon expiration of the member's service as a public official. The expiration of service as a public official shall be defined to also include the public official's resignation or removal from the position as a public official.

(6) After notice and an opportunity to be heard, a member of the board appointed under subsection (1)(e) may be removed before the expiration of his or her term for cause by the governing body. Removal of a member is subject to review by the circuit court.

(7) All financial records of an authority shall be open to the public under the freedom of information act, 1976 PA 442, MCL 15.231 to 15.246.

(8) A majority of the members of the board appointed and serving shall constitute a quorum. Action may be taken by the board at a meeting upon a vote of the majority of the members present.

**History:** 1996, Act 381, Eff. Sept. 16, 1996;—Am. 2000, Act 145, Imd. Eff. June 6, 2000;—Am. 2014, Act 244, Imd. Eff. June 27, 2014.